


राजा शंकर शाह विश्वविद्यालय,
छिन्दवाड़ा (म.प्र.)

(Session 2025-26 & Onwards)

(2 YEAR U.G. COURSE)

MASTER OF SCIENCE IN NURSING



SYLLABUS & SCHEME OF EXAMINATION

RAJA SHANKAR SHAH UNIVERSITY,
CHINDWARA (M.P.)

CONTENT

S. No.	Content
1	Philosophy
2	Aim
3	Objectives
4	Other Staff (Maximum Requirement)
5	Eligibility Criteria/Admission Requirements
6	Regulations for Examination
7	Guidelines for Dissertation
8	Duration
9	Scheme of Examination
	First Year
10	Nursing Education
11	Advance Nursing Practice
12	Clinical Speciality - I
	- Medical Surgical Nursing
	- Obstetric & Gynaecological Nursing
	- Child Health (Paediatric) Nursing
	- Mental Health (Psychiatric) Nursing
	- Community Health Nursing
13	Nursing Research & Statistics
	Second Year
14	Nursing Management
15	Clinical Speciality - II
	Medical Surgical Nursing
	- Cardio Vascular & Thoracic Nursing
	- Medical Surgical Nursing - Critical Care Nursing

8/11/26
8/14/26
8/14/26
8.11.26
8/11/26

2

Handwritten signature

Handwritten signature

Handwritten signature

Handwritten signature

- Medical Surgical Nursing - Oncology Nursing	
- Medical Surgical Nursing - Neurosciences Nursing	
- Medical Surgical Nursing - Nephro - Urology Nursing	
- Medical Surgical Nursing - Orthopedic Nursing	
- Medical Surgical Nursing - Gastro Enterology Nursing	
- Obstetric & Gynaecological Nursing	
- Paediatric (Child Health) Nursing	
- Psychiatric (Mental Health) Nursing	
- Community Health Nursing	
Annexure - I (Staffing Pattern Relaxed till 2012)	16

3
Handwritten signatures and marks at the top of the page.

INDIAN NURSING COUNCIL
8th floor, NBCC Center, Plot no. 2, Community
Center Okhla Phase-I, New Delhi - 110020

Published by



M.Sc. (NURSING)

SYLLABUS AND REGULATIONS

Philosophy

National Health Policy(NHP) 2002 emphasizes the need to prepare nurses to function in super-speciality areas who are required in tertiary care institutions, entrusting some limited public health functions to nurses after providing adequate training, and increase the ratio of degree holding vis a vis diploma holding nurses.

It is observed that there is an acute shortage of nursing faculty in under graduate and post graduate nursing programme in India

Indian Nursing Council believes that:

Post Graduate programme is essential to prepare nurses to improve the quality of nursing education and practice in India.

Post graduate programme in nursing builds upon and extends competence acquired at the graduate levels, emphasizes application of relevant theories into nursing practice, education, administration and development of research skills.

The programme prepares nurses for leadership position in nursing and health fields who can function as nurse specialists, consultants, educators, administrators and researchers in a wide variety of professional settings in meeting the National priorities and the changing needs of the society.

This programme provides the basis for the post masteral programme in nursing. Further the programme encourages accountability and commitment to life long learning which fosters improvement of quality care.

Aim

The aim of the postgraduate program in nursing is to prepare graduates to assume responsibilities as nurse specialists, consultants, educators, administrators in a wide variety of professional settings

Objectives

On Completion of the two year M.Sc Nursing programme, the graduate will be able to:-

1. Utilize/apply the concepts, theories and principles of nursing science
2. Demonstrate advance competence in practice of nursing
3. Practice as a nurse specialist.
4. Demonstrate leadership qualities and function effectively as nurse educator and manager.
5. Demonstrate skill in conducting nursing research, interpreting and utilizing the findings from health related research.


[Handwritten signatures and initials at the top of the page]

6. Demonstrate the ability to plan and effect change in nursing practice and in the health care delivery system.
7. Establish collaborative relationship with members of other disciplines
8. Demonstrate interest in continued learning for personal and professional advancement.

Other Staff (Minimum requirements)

(To be reviewed and revised and rationalized keeping in mind the mechanization and contract service)

• Ministerial	a) Administrative Officer	1	
	c) Office Superintendent	1	
	d) PA to Principal	1	
	e) Accountant/Cashier	1	
• Upper Division Clerk		2	
• Lower Division Clerk		2	
• Store Keeper	a) Maintenance of stores	1	
	b) Classroom attendants	2	
	c) Sanitary staff	2	As per the physical space
	d) Security Staff	4	As per the requirement
• Peons/Office attendants		4	
• Library	a) Librarian	2	
	b) Library Attendants	2	As per the requirement
• Hostel	a) Wardens	2	
	b) Cooks, Bearers, Sanitary Staff	2	As per the requirement
	c) Ayas / Peons	2	As per the requirement
	d) Security Staff	2	As per the requirement
	e) Gardeners & Dhobi	2	Depends on structural facilities
			(desirable)


 J. B. Bhowmik
 5

Eligibility Criteria/Admission Requirements:

1. The candidate should be a Registered Nurse and Registered midwife or equivalent with any State Nursing Registration Council.
2. The minimum education requirements shall be the passing of :
B.Sc. Nursing / B.Sc. Hons. Nursing / Post Basic B.Sc. Nursing with minimum of 55% aggregate marks.
3. The candidate should have undergone in B.Sc. Nursing / B.Sc. Hons. Nursing / Post Basic B.Sc. Nursing in an institution which is recognized by Indian Nursing Council.
4. Minimum one year of work experience after Basic B.Sc. Nursing.
5. Minimum one year of work experience prior or after Post Basic B.Sc. Nursing.
6. Candidate shall be medically fit.
7. 5% relaxation of marks for SC/ST candidates may be given.

Entrance/Selection test

Selection of the candidates should be based on the merit of the entrance examination held by University or competent authority.

Regulations for examination:

Eligibility for appearing for the examination:

75% of the attendance for theory and practicals. However 100% of attendance for practical before the award of degree

Classification of results:

- 50% pass in each of the theory and practical separately.
- 50-59% Second division
- 60-74% first division
- 75% and above is distinction
- For declaring the rank aggregate of 2 years marks to be considered

If the candidate fails in either practicals or theory paper he/she has to re-appear for both the papers (theory and practical)

Maximum no. of attempts per subject is three (3) inclusive of first attempt. The maximum period to complete the course successfully should not exceed 4 years

Candidate who fails in any subject, shall be permitted to continue the studies into the second year. However the candidate shall not be allowed to appear for the Second year examination till such time that he/she passes all subjects of the first year M.Sc nursing examination

Practicals

Handwritten signatures and marks:
A large scribble on the left side.
A signature that appears to be "S" with a long horizontal line extending to the right.
A signature that appears to be "Ramesh" with a long horizontal line extending to the right.
A signature that appears to be "AB" with a long horizontal line extending to the right.

Handwritten signatures and initials at the top of the page, including a signature that appears to be "S. S. S." and another that looks like "S. S. S." with a checkmark.

S. No.	Activities	Scheduled Time
1.	Submission of the research proposal	End of 9 th month of 1 st year
2.	Submission of dissertation - Final	End of 9 th month of 2 nd Year

Tentative Schedule for dissertation

Guidelines for Dissertation

Evaluation of the dissertation should be done by the examiner prior to viva
 Duration: Viva-voce - minimum 30 minutes per student

Dissertation

- 4 hours of practical examination per student.
- Maximum number of 10 students per day per speciality.
- The examination should be held in clinical area only for clinical specialities
- One internal and external should jointly conduct practical examination
- Examiner – Nursing faculty teaching respective speciality area in M.Sc nursing programme with minimum 3 years experience after M.Sc nursing.

Note: - Administrative approval and ethical clearance should be obtained

A. Research Guides

a) Qualification of Guide

Main guide : Nursing faculty / nursing expert in the same clinical specialty holding Ph.D./M.Phil/M.Sc. Nursing with a minimum of 3 years experience in teaching in the Post Graduate Programme in Nursing.

Co-Guide : A Co-Guide is a nursing faculty/expert in the field of study (may be from outside the college but should be within the city.)

b) Guide - Students Ratio

Maximum of 1:4 (including as co-guide)

c) Research Committee

There should be a research committee in each college comprising of minimum 5 members chaired by the Principal, College of Nursing.

Duration

Duration of the course is 2 years for M.Sc. (N)

Available 52 weeks
 Vacation 4 weeks
 Examination 2 weeks
 Gazetted holidays 3 weeks
 Total weeks available 43 weeks
 40 hours per week 1720 hours
 Total hours for 2 years 3440 hours

Course of Instruction

1st year	Theory (hrs)	Practical (hrs)
Nursing education	150	150
Advance nursing practice	150	200
Nursing Research and statistics	150	100
*Clinical speciality - I	150	650

Handwritten signatures and a small number '8' are present at the top of the page.

Handwritten signatures and initials at the top of the page.

1. Minimum pass marks shall be 50 % in each of the Theory and practical papers separately.
2. A candidate must have minimum of 80% attendance (irrespective of the kind of absence) in theory and practical in each subject for appearing for examination.
3. A candidate must have 100% attendance in each of the practical areas before award of degree.
4. A candidate has to pass in theory and practical exam separately in each of the paper.
5. If a candidate fails in either theory or practical paper he/she has to re-appear for both the papers (Theory and practical).
6. Maximum no. of attempts permitted for each paper is 3 including first attempt.

* Nursing research=50 and statistics=25
 **Nursing research=15 and statistics=10

		Theory		Practical	
1st year	Hours	Internal	External	Internal	External
Nursing education	3	25	75	50	50
Advance nursing practice	3	25	75		
Nursing Research and statistics	3	25*	75*		
Clinical specialty -I	3	25	75	100	150
Total			300	150	150
II nd Year					
Nursing Management	3	25	75		
Dissertation & Viva				100	100
Clinical Specialty-II	3	25	75	100	100
Total			50	150	200

Scheme of Examination

Note: Students have to maintain log book for each activity during the course of study

***Clinical Specialty - Medical Surgical Nursing (Cardio Vascular & Thoracic Nursing, Critical care Nursing, Oncology Nursing, Neurosciences Nursing, Nephro-Urology Nursing, Orthopedic Nursing, Gastro Enterology Nursing, Obstetric & Gynaecological Nursing, Child Health (Paediatric) Nursing, Mental Health(Psychiatric) Nursing, Community Health Nursing, Psychiatric (Mental Health) Nursing etc.**

Educational visit 2 weeks

II nd Year		Total	
Nursing Management	150		
Nursing Research(Dissertation)			300
*Clinical Specialty-II	150		950
Total	300		1400
Total	600		1100

- (a) An annual medical examination.
- (b) Vaccination against Tetanus, hepatitis B or any other communicable disease as considered necessary.
- (c) Free medical care during illness and / provision of health insurance should be made.
- (d) A complete health record should be kept in respect of each individual students. The question of continuing the training of a student, with long term chronic illness, will be decided by the individual college.

There should be provisions for the following health services for the students.

Health Services

Annual admission strength for M.Sc (N) Programme should have prior sanction/permission from the Indian Nursing Council on the basis of clinical, physical facilities and teaching faculty.

Admission Strength

7. The maximum period to complete the course successfully should not exceed 4 (four) years
8. A candidate failing in more than two subjects will not be promoted to the IInd year. No candidate shall be admitted to the subsequent IInd year examination unless the candidate has passed the Ist year examination.
10. Maximum number of candidates for all practical examination should not exceed 10 per day.
11. Provision of Supplementary examination should be made.
12. All practical examinations must be held in the respective clinical areas.
13. One internal and One external examiners(outside the University) should jointly conduct practical examination for each student
14. An examiner should be M.Sc (N) in concerned subject and have minimum of 3 (three) years post graduate teaching experience.
15. One internal and One external examiners(outside the University) should evaluate dissertation and jointly conduct viva-voce for each student
16. For Dissertation Internal examiner should be the guide and external examiner should be Nursing faculty / nursing expert in the same clinical speciality holding Ph.D./M.Phil/M.Sc. Nursing with a minimum of 3 years experience in guiding the research projects for Post Graduate students of Nursing.

CURRICULUM

NURSING EDUCATION

Placement : 1st Year

Hours of Instruction
Theory 150 Hours
Practical 150 Hours
Total : 300 Hours


Course Description

This course is designed to assist students to develop a broad understanding of Fundamental Principles, concepts, trends and issues related to education and nursing education. Further, it would provide opportunity to students to understand, appreciate and acquire skills in teaching and evaluation, curriculum development, implementation, maintenance of standards and accreditation of various nursing educational programs.

Objectives

At the end of the course, students will be able to :

1. Explain the aims of education, philosophies, trends in education and health: its impact on nursing education.
2. Describe the teaching learning process.
3. Prepare and utilize various instructional media and methods in teaching learning process.
4. Demonstrate competency in teaching, using various instructional strategies.
5. Critically analyze the existing nursing educational programs, their problems, issues and future trends.
6. Describe the process of curriculum development, and the need and methodology of curriculum change, innovation and integration.
7. Plan and conduct continuing nursing education programs.
8. Critically analyze the existing teacher preparation programs in nursing.
9. Demonstrate skill in guidance and counseling.
10. Describe the problems and issues related to administration of nursing curriculum including selection and organization of clinical experience.
11. Explain the development of standards and accreditation process in nursing education programs.
12. Identify research priorities in nursing education.
13. Discuss various models of collaboration in nursing education and services.




14. Explain the concept, principles, steps, tools and techniques of evaluation
15. Construct, administer and evaluate various tools for assessment of knowledge, skill, and attitude.





Course Content

Units	Hours	Course Content
	Theory	
I	10	<p>Introduction :</p> <ul style="list-style-type: none"> □ Education: Definition, aims, concepts, philosophies & their education implications, □ Impact of Social, economical, political & technological changes on education: • Professional education • Current trends and issues in education • Educational reforms and National Educational policy, various educational commissions-reports • Trends in development of nursing education in India
	Practical	
II	20	<p>Teaching - Learning Process</p> <ul style="list-style-type: none"> □ Concepts of teaching and learning: Definition, theories of teaching and learning, relationship between teaching and learning. □ Educational aims and objectives; types, domains, levels, elements and writing of educational objectives □ Competency based education(CBE) and outcome based education(OBE) □ Instructional design: Planning and designing the lesson, writing lesson plan : meaning, its need and importance, formats. □ Instruction strategies - Lecture, discussion, demonstration, simulation, laboratory, seminar, panel, symposium, problem solving, problem based learning (PBL), workshop, project, role-play(socio-drama), clinical teaching methods, programmed instruction, self directed learning(SDL), micro teaching, computer assisted instruction(CAI), computer assisted learning (CAL)
	30	




Handwritten signatures and text:
 Approved
 [Signature]
 [Signature]
 [Signature]


 J. J. Jansof
 13

Course Content	Hours	Units
	Theory	
	Practical	
Instructional media and methods <input type="checkbox"/> Key concepts in the selection and use of media in education <input type="checkbox"/> Developing learning resource material using different media <input type="checkbox"/> Instructional aids – types, uses, selection, preparation, utilization. <input type="checkbox"/> Teacher's role in procuring and managing instructional Aids – Project and non-projected aids, multi media, video-tele conferencing etc	10	III
Measurement and evaluation: <input type="checkbox"/> Concept and nature of measurement and evaluation, meaning, process, purposes, problems in evaluation, and measurement. <input type="checkbox"/> Principles of assessment, formative and summative assessment- internal assessment external examination, advantages and disadvantages. <input type="checkbox"/> Criterion and norm referenced evaluation,	10	IV
Standardized and non-standardized tests : <input type="checkbox"/> Meaning, characteristics, objectivity, validity, reliability, usability, norms, construction of tests- <input type="checkbox"/> Essay, short answer questions and multiple choice questions. <input type="checkbox"/> Rating scales, checklist, OSCE/OSPE/Objective structured clinical/practical examination) <input type="checkbox"/> Differential scales, and summated scales, sociometry, anecdotal record, attitude scale, critical incident technique <input type="checkbox"/> Question bank-preparation, validation, moderation by panel, utilization <input type="checkbox"/> Developing a system for maintaining confidentiality	12	V
Administration, Scoring and Reporting <input type="checkbox"/> Administering a test; scoring, grading versus marks of objective tests, scoring essay test, methods of scoring, Item analysis.	8	VI
Standardized Tools <input type="checkbox"/> Tests of intelligence aptitude, interest, personality, achievement, socio-economic status scale, tests for special mental and physical abilities and disabilities.	6	VII

Units	Hours	Course Content
	Theory	
	Practical	
VIII	5	6
		<p>Nursing Educational programs</p> <ul style="list-style-type: none"> □ Perspectives of nursing education: Global and national. □ Patterns of nursing education and training programmes in India. Non-university and University programs: ANM, GNM, Basic B.Sc. Nursing, Post Certificate B.Sc. Nursing, M.Sc(N) programs, M.Phil and Ph.D) in Nursing, post basic diploma programs, nurse practitioner programs.
IX	12	25
		<p>Continuing Education in Nursing</p> <ul style="list-style-type: none"> □ Concepts - Definition, importance, need scope, principles of adult learning, assessments of learning needs, priorities, resources. □ Program planning, implementation and evaluation of continuing education programs. □ Research in continuing education. □ Distance education in nursing.
X	10	10
		<p>Curriculum Development</p> <ul style="list-style-type: none"> □ Definition, curriculum determinants, process and steps of curriculum development, Curriculum models, Types and framework. □ Formulation of philosophy, objectives, selection and organization of learning experiences; master plan, course plan, unit plan. □ Evaluation strategies, process of curriculum change, role of students, faculty, administrators, statutory bodies and other stakeholders. □ Equivalency of courses: Transcripts, credit system.
XI	8	4
		<p>Teacher preparation</p> <ul style="list-style-type: none"> □ Teacher - roles & responsibilities, functions, characteristics, competencies, qualities, □ Preparation of professional teacher □ Organizing professional aspects of teacher preparation programs □ Evaluation: self and peer □ Critical analysis of various programs of teacher education in India.


 Approved by


 IS

- Activities :**
- Framing philosophy, aims and objectives.
 - Lesson Planning.
 - Micro teaching-2.
 - Conduct practice teachings using different teaching strategies -10 (like lecture cum discussion, demonstration- lab method, field trips, seminars, project, role play, panel discussion, clinical methods etc)
 - Preparation and utilization of instructional Aids using different media.
 - Develop course plans, unit plans, rotation plans.
 - Conduct a continuing education workshop.
 - Annotated bibliography.
 - Critical evaluation of any nursing education program offered by a selected institution.
 - Planning and Organizing field visits.

Units	Hours	Course Content
	Theory	Practical
XII	10	5
Guidance and counseling <ul style="list-style-type: none"> □ Concept, principles, need, difference between guidance and counseling, trends and issues. □ Guidance and counseling services : diagnostic and remedial. □ Coordination and organization of services. □ Techniques of counseling : Interview, case work, characteristics of counselor, problems in counseling. □ Professional preparation and training for counseling. 		
XIII	15	10
Administration of Nursing Curriculum <ul style="list-style-type: none"> □ Role of curriculum coordinator - planning, implementation and evaluation. □ Evaluation of educational programs in nursing-course and program. □ Factors influencing faculty staff relationship and techniques of working together. □ Concept of faculty supervisor (dual) position. □ Curriculum research in nursing. □ Different models of collaboration between education and service 		
XIV	10	
Management of nursing educational institutions <ul style="list-style-type: none"> □ Planning, organizing, staffing, budgeting, recruitment, discipline, public relation, performance appraisal, welfare services, library services, hostel, 		
XV	5	5
<ul style="list-style-type: none"> □ Development and maintenance of standards and accreditation in nursing education programs. □ Role of Indian Nursing Council, State Registration Nursing Councils, Boards and University. □ Role of Professional associations and unions. 		

- Educational visits.
- Field visits (INC/SNRC) to get familiar with recognition/registration process.
- Construct, administer and evaluate tools (objective & essay type test, observation checklist, rating scale etc)
- Observe and practice application of various non-standardized tests (intelligence, Aptitude, Personality, Sociometry, physical & mental disabilities tests.)

Methods of Teaching

- Lecture cum discussion
- Demonstration/ Return demonstration
- Seminar / Presentations
- Project work
- Field visits
- Workshop

Methods of evaluation

- Tests
- Presentation
- Project work
- Written assignments

Internal Assessment

Techniques

- Test- (2 tests)
- Assignment
- Seminar/presentation

Weightage

- 50
- 25
- 25

100

Practical – Internal assessment

- 25 Learning resource material
- 50 Practice Teaching
- 25 Conduct Workshop /Short Term Course

Practical – external assessment

- 50 Practice teaching-1
- 25 Preparation/use of learning resource material-1
- 25 Construction of tests/rotation plan.

16

[Signature]

[Signature]

ADVANCE NURSING PRACTICE

Placement: 1st Year

Hours of Instruction
Theory 150 Hours
Practical 200 Hours
Total : 350 Hours

Course Description

The course is designed to develop an understanding of concepts and constructs of theoretical basis of advance nursing practice and critically analyze different theories of nursing and other disciplines.

Objectives:

At the end of the course the students will be able to:

1. Appreciate and analyze the development of nursing as a profession.
2. Describe ethical, legal, political and economic aspects of health care delivery and nursing practice.
3. Explain bio-psycho-social dynamics of health, life style and health care delivery system.
4. Discuss concepts, principles, theories, models, approaches relevant to nursing and their application.
5. Describe scope of nursing practice.
6. Provide holistic and competent nursing care following nursing process approach.
7. Identify latest trends in nursing and the basis of advance nursing practice.
8. Perform extended and expanded role of nurse.
9. Describe alternative modalities of nursing care.
10. Describe the concept of quality control in nursing.
11. Identify the scope of nursing research.
12. Use computer in patient care delivery system and nursing practice.
13. Appreciate importance of self development and professional advancement.

[Handwritten signatures and initials]

Course Content

Unit	Hours	Content
I	10	<p>Nursing as a Profession</p> <ul style="list-style-type: none"> <input type="checkbox"/> History of development of nursing profession, characteristics, criteria of the profession, perspective of nursing profession-national, global <input type="checkbox"/> Code of ethics(INC), code of professional conduct(INC), autonomy and accountability, assertiveness, visibility of nurses, legal considerations, <input type="checkbox"/> Role of regulatory bodies <input type="checkbox"/> Professional organizations and unions-self defense, individual and collective bargaining <input type="checkbox"/> Educational preparations, continuing education, career opportunities, professional advancement & role and scope of nursing education. <input type="checkbox"/> Role of research, leadership and management. <input type="checkbox"/> Quality assurance in nursing (INC). <input type="checkbox"/> Futuristic nursing.
II	5	<p>Health care delivery</p> <ul style="list-style-type: none"> <input type="checkbox"/> Health care environment, economics, constraints, planning process, policies, political process vis a vis nursing profession. <input type="checkbox"/> Health care delivery system- national, state, district and local level. <input type="checkbox"/> Major stakeholders in the health care system-Government, non-govt, Industry and other professionals. <input type="checkbox"/> Patterns of nursing care delivery in India. <input type="checkbox"/> Health care delivery concerns, national health and family welfare programs, inter-sectoral coordination, role of non-governmental agencies. <input type="checkbox"/> Information, education and communication (IEC). <input type="checkbox"/> Tele-medicine.
III	10	<p>Genetics</p> <ul style="list-style-type: none"> <input type="checkbox"/> Review of cellular division, mutation and law of inheritance, human genome project, The Genomic era. <input type="checkbox"/> Basic concepts of Genes, Chromosomes & DNA. <input type="checkbox"/> Approaches to common genetic disorders. <input type="checkbox"/> Genetic testing – basis of genetic diagnosis, Pre symptomatic and predisposition testing, Prenatal diagnosis & screening, Ethical, legal & psychosocial issues in genetic testing. <input type="checkbox"/> Genetic counseling. <input type="checkbox"/> Practical application of genetics in nursing.
IV	10	<p>Epidemiology</p> <ul style="list-style-type: none"> <input type="checkbox"/> Scope, epidemiological approach and methods, <input type="checkbox"/> Morbidity, mortality, <input type="checkbox"/> Concepts of causation of diseases and their screening, <input type="checkbox"/> Application of epidemiology in health care delivery, Health surveillance and health informatics <input type="checkbox"/> Role of nurse

Handwritten signatures and initials at the top of the page.

Handwritten signatures and initials at the top of the page.

Unit	Hours	Content
V	20	<p>Bio-Psycho social pathology</p> <ul style="list-style-type: none"> □ Pathophysiology and Psychodynamics of disease causation □ Life processes, homeostatic mechanism, biological and psycho-social dynamics in causation of disease, life style □ Common problems: Oxygen insufficiency, fluid and electrolyte imbalance, nutritional problems, hemorrhage □ [and shock, altered body temperature, unconsciousness, sleep pattern and its disturbances, pain, sensory deprivation. □ Treatment aspects: pharmacological and pre- post operative care aspects, □ Cardio pulmonary resuscitation. □ End of life Care □ Infection prevention (including HIV) and standard safety measures, bio-medical waste management. □ Role of nurse- Evidence based nursing practice; Best practices □ Innovations in nursing
VI	20	<p>Philosophy and Theories of Nursing</p> <ul style="list-style-type: none"> □ Values, Conceptual models, approaches. □ Nursing theories: Nightingale's, Henderson's, Roger's, Peplau's, Abdella's, Lewine's, Orem's, Johnson's, King's, Neuman's, Roy's, Watson parse, etc and their applications, □ Health belief models, communication and management, etc □ Concept of Self health. □ Evidence based practice model.
VIII	10	<p>Nursing process approach</p> <ul style="list-style-type: none"> □ Health Assessment- illness status of patients/clients (Individuals, family, community), Identification of health- illness problems, health behaviors, signs and symptoms of clients. □ Methods of collection, analysis and utilization of data relevant to nursing process. □ Formulation of nursing care plans, health goals, implementation, modification and evaluation of care.
IX	30	<p>Psychological aspects and Human relations</p> <ul style="list-style-type: none"> □ Human behavior, Life processes & growth and development, personality development, defense mechanisms, □ Communication, interpersonal relationships, individual and group, group dynamics, and organizational behavior, □ Basic human needs, Growth and development, (Conception through preschool, School age through adolescence, Young & middle adult, and Older adult) □ Sexuality and sexual health. □ Stress and adaptation, crisis and its intervention, □ Coping with loss, death and grieving, □ Principles and techniques of Counseling.

20
 [Handwritten signatures and initials]

- Prepare Case studies with nursing process approach and theoretical basis
- Presentation of comparative picture of theories
- Family case - work using model of prevention
- Annotated bibliography
- Report of field visits (5)





Activities

- Specialty area- in-patient unit - 2 weeks
- Community health center/PHC - 2 weeks
- Emergency/ICU - 2 weeks

Clinical posting in the following areas:

Practical

Unit	Hours	Content
X	10	<p>Nursing practice</p> <ul style="list-style-type: none"> □ Framework, scope and trends. □ Alternative modalities of care, alternative systems of health and complementary therapies. □ Extended and expanded role of the nurse, in promotive, preventive, curative and restorative health care delivery system in community and institutions. □ Health promotion and primary health care. □ Independent practice issues, - Independent nurse-midwifery practitioner. □ Collaboration issues and models-within and outside nursing. □ Models of Prevention, Family nursing, Home nursing, Gender sensitive issues and women empowerment. □ Disaster nursing. □ Geriatric considerations in nursing. □ Evidence based nursing practice - Best practices □ Trans-cultural nursing.
XI	25	<p>Computer applications for patient care delivery system and nursing practice</p> <ul style="list-style-type: none"> □ Use of computers in teaching, learning, research and nursing practice. □ Windows, MS office: Word, Excel, Power Point, Internet, literature search, □ Statistical packages, □ Hospital management information system: softwares.

Definition, Indication and nursing implications;
 • CPR, TPN, Hemodynamic monitoring, Endotracheal intubation,
 Tracheostoma, mechanical ventilation, Pacemaker, Hemodialysis,
 Peritoneal dialysis, LP, BT Pleural and abdominal paracentesis OT
 techniques, Health assessment, Triage, Pulse oxymetry

Advance nursing Procedures

- Tests
- Presentation
- Seminar
- Written assignments

Methods of evaluation :

- Lecture cum discussion
- Seminar
- Panel discussion
- Debate
- Case Presentations
- Exposure to scientific conferences
- Field visits

Methods of Teaching

Techniques	Weightage
Test- (2 tests)	50
Assignment	25
Seminar/presentation	25
	100

CLINICAL SPECIALTY - I

MEDICAL SURGICAL NURSING

Placement: 1st Year

Hours of instruction
Theory: 150 Hours
Practical: 650 Hours
Total : 800 Hours

Course Description

This course is common for the students undergoing clinical specialty-II in neuro science nursing/cardiovascular & thoracic nursing/critical care nursing/oncology nursing/orthopaedic and rehabilitation nursing/nephro & urology nursing, gastroenterology nursing/ geriatric nursing.

It is designed to assist students in developing expertise and in depth knowledge in the field of medical Surgical Nursing. It will help students to appreciate the patient as a holistic individual and develop skill to function as a specialized Medical-Surgical Nurse. It will further enable the student to function as educator, manager and researcher in the field of Medical - Surgical Nursing.

Objectives

At the end of the course the students will be able to:

1. Appreciate the trends & issues in the field of Medical - Surgical Nursing as a specialty.
2. Apply concepts & theories related to health promotion.
3. Appreciate the client as a holistic individual.
4. Perform physical, psychosocial assessment of Medical - Surgical patients.
5. Apply Nursing process in providing care to patients.
6. Integrate the concept of family centered nursing care with associated disorder such as genetic, congenital and long-term illness.
7. Recognize and manage emergencies with Medical- Surgical patients.
8. Describe various recent technologies & treatment modalities in the management of critically ill patients.
9. Appreciate the legal & ethical issues relevant to Medical - Surgical Nursing.
10. Prepare a design for layout and management of Medical - Surgical Units.

[Handwritten signatures and scribbles]

11. Appreciate the role of alternative systems of Medicine in care of patients.
12. Incorporate evidence based Nursing practice and identify the areas of research in the field of Medical – Surgical Nursing.
13. Recognize the role of Nurse practitioner as a member of the Medical – Surgical health team.
14. Teach Medical – Surgical Nursing to undergraduate nursing students & in-service nurses.


COURSE CONTENT:

Unit	Hours	Content
I	5	<p>Introduction:</p> <ul style="list-style-type: none"> <input type="checkbox"/> Historical development of Medical- Surgical Nursing in India. <input type="checkbox"/> Current status of health and disease burden in India. <input type="checkbox"/> Current concept of health. <input type="checkbox"/> Trends & issues in Medical – Surgical Nursing. <input type="checkbox"/> Ethical & cultural issues in Medical – Surgical Nursing. <input type="checkbox"/> Rights of patients. <input type="checkbox"/> National health policy, special laws & ordinances relating to older people. <input type="checkbox"/> National goals. <input type="checkbox"/> Five year plans. <input type="checkbox"/> National health programs related to adult health.
II	20	<p>Health Assessment of patients</p> <ul style="list-style-type: none"> <input type="checkbox"/> History taking. <input type="checkbox"/> Physical examination of various systems. <input type="checkbox"/> Nutritional assessment. <input type="checkbox"/> Related investigations and diagnostic assessment.
III	5	<p>Care in hospital settings:</p> <ul style="list-style-type: none"> <input type="checkbox"/> Ambulatory care. <input type="checkbox"/> Acute and Critical care. <input type="checkbox"/> Long term care. <input type="checkbox"/> Home Health Care. <input type="checkbox"/> Characteristics, care models, practice settings, interdisciplinary team. <input type="checkbox"/> Hospitalization - effects of hospitalization on the patient & family. <input type="checkbox"/> Stressors & reactions related to disease process. <input type="checkbox"/> Nursing care using Nursing process approach.
IV	10	<p>Management of patients with disorders of Gastro intestinal tract</p> <ul style="list-style-type: none"> <input type="checkbox"/> Review of anatomy and physiology. <input type="checkbox"/> Common Disorders-etiology, Patho physiology, Clinical manifestations, complications, prognosis. <input type="checkbox"/> Health assessment- History taking, physical examination, investigation and diagnostic assessment. <input type="checkbox"/> Treatment modalities and trends. <input type="checkbox"/> Nursing management. <input type="checkbox"/> Related research studies. <input type="checkbox"/> Evidence based nursing practice. <input type="checkbox"/> Rehabilitation and follow-up.

[Handwritten signatures and marks at the top of the page]

24


Unit	Hours	Content
V	10	<p>Management of patients with disorders of nervous system</p> <ul style="list-style-type: none"> □ Review of anatomy and physiology. □ Common Disorders- etiology, Patho physiology, Clinical manifestations, complications, prognosis. □ Health assessment-History taking, physical examination, investigation and diagnostic assessment. □ Treatment modalities and trends. □ Nursing management. □ Related research studies. □ Evidence based nursing practice. □ Rehabilitation and follow-up.
VI	10	<p>Management of patients with disorders of respiratory system</p> <ul style="list-style-type: none"> □ Review of anatomy and physiology. □ Common Disorders- etiology, Patho physiology, Clinical manifestations, complications, prognosis. □ Health assessment-History taking, physical examination, investigation and diagnostic assessment. □ Treatment modalities and trends. □ Nursing management. □ Related research studies. □ Evidence based nursing practice. □ Rehabilitation and follow-up.
VII	10	<p>Management of patients with disorders of cardio vascular system</p> <ul style="list-style-type: none"> □ Review of anatomy and physiology. □ Common Disorders- etiology, Patho physiology, Clinical manifestations, complications, prognosis. □ Health assessment-History taking, physical examination, investigation and diagnostic assessment. □ Treatment modalities and trends. □ Nursing management. □ Related research studies. □ Evidence based nursing practice. □ Rehabilitation and follow-up.
VIII	5	<p>Management of patients with disorders of blood</p> <ul style="list-style-type: none"> □ Review of anatomy and physiology. □ Common Disorders- etiology, Patho physiology, Clinical manifestations, complications, prognosis. □ Health assessment-History taking, physical examination, investigation and diagnostic assessment. □ Treatment modalities and trends. □ Nursing management. □ Related research studies. □ Evidence based nursing practice. □ Rehabilitation and follow-up.
IX	10	<p>Management of patients with disorders of genito urinary system</p> <ul style="list-style-type: none"> □ Review of anatomy and physiology. □ Common Disorders- etiology, Patho physiology, Clinical manifestations, complications, prognosis.




Content	Hours	Unit
<ul style="list-style-type: none"> <input type="checkbox"/> Health assessment-History taking, physical examination, investigation and diagnostic assessment. <input type="checkbox"/> Treatment modalities and trends. <input type="checkbox"/> Nursing management. <input type="checkbox"/> Related research studies. <input type="checkbox"/> Evidence based nursing practice. <input type="checkbox"/> Rehabilitation and follow-up. 		
<p style="text-align: center;">Management of patients with disorders of endocrine system</p> <ul style="list-style-type: none"> <input type="checkbox"/> Review of anatomy and physiology. <input type="checkbox"/> Common Disorders- etiology, Patho physiology, Clinical manifestations, complications, prognosis. <input type="checkbox"/> Health assessment-History taking, physical examination, investigation and diagnostic assessment. <input type="checkbox"/> Treatment modalities and trends. <input type="checkbox"/> Nursing management. <input type="checkbox"/> Related research studies. <input type="checkbox"/> Evidence based nursing practice. <input type="checkbox"/> Rehabilitation and follow-up. 	10	X
<p style="text-align: center;">Management of patients with disorders of musculo-skeletal system</p> <ul style="list-style-type: none"> <input type="checkbox"/> Review of anatomy and physiology. <input type="checkbox"/> Common Disorders- etiology, Patho physiology, Clinical manifestations, complications, prognosis. <input type="checkbox"/> Health assessment-History taking, physical examination, investigation and diagnostic assessment. <input type="checkbox"/> Treatment modalities and trends. <input type="checkbox"/> Nursing management. <input type="checkbox"/> Related research studies. <input type="checkbox"/> Evidence based nursing practice. <input type="checkbox"/> Rehabilitation and follow-up. 	10	XI
<p style="text-align: center;">Management of patients with disorders of integumentary system</p> <ul style="list-style-type: none"> <input type="checkbox"/> Review of anatomy and physiology. <input type="checkbox"/> Common Disorders- etiology, Patho physiology, Clinical manifestations, complications, prognosis. <input type="checkbox"/> Health assessment-History taking, physical examination, investigation and diagnostic assessment. <input type="checkbox"/> Treatment modalities and trends. <input type="checkbox"/> Nursing management. <input type="checkbox"/> Related research studies. <input type="checkbox"/> Evidence based nursing practice. <input type="checkbox"/> Rehabilitation and follow-up. 	8	XII
<p style="text-align: center;">Management of patients with disorders of Eye and ENT</p> <ul style="list-style-type: none"> <input type="checkbox"/> Review of anatomy and physiology. <input type="checkbox"/> Common Disorders-etiology, Patho physiology, Clinical manifestations, complications, prognosis. <input type="checkbox"/> Health assessment-History taking, physical examination, investigation and diagnostic assessment. <input type="checkbox"/> Treatment modalities and trends. 	5	XIII


Handwritten signatures and initials at the top of the page, including a large signature on the left and several initials on the right.

Content	Hours	Unit
<ul style="list-style-type: none"> <input type="checkbox"/> Nursing management. <input type="checkbox"/> Related research studies. <input type="checkbox"/> Evidence based nursing practice. <input type="checkbox"/> Rehabilitation and follow-up. 	8	XIV
<p>Management of patients with disorders of reproductive system</p> <ul style="list-style-type: none"> <input type="checkbox"/> Review of anatomy and physiology. <input type="checkbox"/> Common Disorders- etiology, Patho physiology, Clinical manifestations, complications, prognosis. <input type="checkbox"/> Health assessment-History taking, physical examination, investigation and diagnostic assessment. <input type="checkbox"/> Treatment modalities and trends. <input type="checkbox"/> Nursing management. <input type="checkbox"/> Related research studies. <input type="checkbox"/> Evidence based nursing practice. <input type="checkbox"/> Rehabilitation and follow-up. 	8	XV
<p>Geriatric nursing</p> <ul style="list-style-type: none"> <input type="checkbox"/> Nursing Assessment-History and Physical assessment. <input type="checkbox"/> Ageing; <input type="checkbox"/> Demography; Myths and realities. <input type="checkbox"/> Concepts and theories of ageing. <input type="checkbox"/> Cognitive Aspects of Ageing. <input type="checkbox"/> Normal biological ageing. <input type="checkbox"/> Age related body systems changes. <input type="checkbox"/> Psychosocial Aspects of Ageing. <input type="checkbox"/> Medications and elderly. <input type="checkbox"/> Stress & coping in older adults. <input type="checkbox"/> Common Health Problems & Nursing Management; <input type="checkbox"/> Psychosocial and Sexual. <input type="checkbox"/> Abuse of elderly. <input type="checkbox"/> Role of nurse for care of elderly: ambulation, nutritional, communicational, psychosocial and spiritual. <input type="checkbox"/> Role of nurse for caregivers of elderly. <input type="checkbox"/> Role of family and formal and non formal caregivers. <input type="checkbox"/> Use of aids and prosthesis (hearing aids, dentures, Legal & Ethical Issues. <input type="checkbox"/> Provisions and Programmes for elderly; privileges, Community Programs and health services; <input type="checkbox"/> Home and institutional care. <input type="checkbox"/> Issues, problems and trends. 	8	XVI
<p>Management of patients with communicable and sexually transmitted diseases:</p> <ul style="list-style-type: none"> <input type="checkbox"/> Review of immune system. <input type="checkbox"/> Common Disorders of immune system - HIV/AIDS. <input type="checkbox"/> Review of infectious disease process. <input type="checkbox"/> Communicable Diseases- etiology, Patho physiology, Clinical manifestations, complications, prognosis. <input type="checkbox"/> Health assessment-History taking, physical examination, investigation and diagnostic assessment. <input type="checkbox"/> Treatment modalities and trends. 	8	XVI


 [Signature]
 27

Content	Hours	Unit
<ul style="list-style-type: none"> <input type="checkbox"/> Nursing management. <input type="checkbox"/> Related research studies. <input type="checkbox"/> Evidence based nursing practice. <input type="checkbox"/> Rehabilitation and follow-up. 		
<p>Emergency, trauma and multi-system organ failure</p> <ul style="list-style-type: none"> <input type="checkbox"/> DIC (disseminated intravascular coagulation) <input type="checkbox"/> Trauma, burns, poisoning <input type="checkbox"/> Etiology, Patho physiology, Clinical manifestations, complications, prognosis. <input type="checkbox"/> Health assessment-History taking, physical examination, investigation and diagnostic assessment. <input type="checkbox"/> Treatment modalities and trends. <input type="checkbox"/> Nursing management. <input type="checkbox"/> Related research studies. <input type="checkbox"/> Evidence based nursing practice. <input type="checkbox"/> Rehabilitation and follow-up. 	8	XVII



Practical

Total = 660 Hours
1 Week = 30 Hours

S.No.	Dept./Unit	No. of Week	Total Hours
	General Medical Ward	4	120 Hours
	General Surgical Ward	4	120 Hours
	ICUs	4	120 Hours
	Oncology	2	60 Hours
	Ortho	2	60 Hours
	Cardio	2	60 Hours
	Emergency Department	2	60 Hours
	Neuro	2	60 Hours
	Total	22 Weeks	660 Hours

Student Activities:

- Clinical presentations
- History taking
- Health Assessment
- Nutritional Assessment
- Health Education related to disease conditions
- Case studies
- Project work
- Field visits

CLINICAL SPECIALTY-I

OBSTETRIC AND GYNAECOLOGICAL NURSING

Placement : 1st year

Hours of Instruction
Theory : 150 Hours
Practical : 650 Hours
Total : 800 Hours.

Course Description

This course is designed to assist students in developing expertise and in-depth understanding in the field of Obstetric and Gynaecological Nursing. It will help students to appreciate the client as a holistic individual and develop skill to function as an independent midwifery practitioner. It will further enable the student to function as educator, manager, and researcher in the field of Obstetric and Gynaecological nursing.

Objectives

At the end of the course the students will be able to:

1. Appreciate the trends in the field of midwifery, obstetrics and gynaecology as a specialty.
2. Describe the population dynamics and indicators of maternal and child health
3. Describe the concepts of biophysical, psychological and spiritual aspects of normal pregnancy, labor and puerperium.
4. Provide comprehensive nursing care to women during reproductive period and newborns.
5. Integrate the concepts of family centered nursing care and nursing process approach in obstetric and gynaecological nursing.
6. Identify and analyze the deviations from normal birth process and refer appropriately.
7. Describe the pharmacological agents, their effects during pregnancy, child birth, puerperium, lactation and the role of nurse
8. Counsel adolescents, women and families on issues pertaining to pregnancy, child birth and lactation
9. Describe the role of various types of complementary and alternative therapies in obstetric and gynaecological nursing.
10. Incorporate evidence based nursing practice and identify the areas of research in the field of obstetric and gynaecological nursing.
11. Describe the recent advancement in contraceptive technology and birth control measures
12. Appreciate the legal and ethical issues pertaining to obstetric and gynaecological nursing

Handwritten signatures and initials:
A
Base of
AA
A

Course Content

Units	Hours	Content
I	10	<p>Introduction</p> <ul style="list-style-type: none"> <input type="checkbox"/> Historical and contemporary perspectives <input type="checkbox"/> Epidemiological aspects of maternal and child health <input type="checkbox"/> Magnitude of maternal and child health problems <input type="checkbox"/> Issues of maternal and child health : Age, Gender, Sexuality, psycho Socio cultural factors <input type="checkbox"/> Preventive obstetrics <input type="checkbox"/> National health and family welfare programmes related to maternal and child health: health care delivery system- National Rural health mission, Role of NGO's <input type="checkbox"/> Theories, models and approaches applied to midwifery practice <input type="checkbox"/> Role and scope of midwifery practice: Independent Nurse midwifery practitioner <input type="checkbox"/> Legal and Ethical issues: Code of ethics and standards of midwifery practice, standing orders <input type="checkbox"/> Evidence based midwifery practice <input type="checkbox"/> Research priorities in obstetric and gynaecological nursing.
II	15	<p>Human reproduction</p> <ul style="list-style-type: none"> <input type="checkbox"/> Review of anatomy and physiology of human reproductive system: male and female <input type="checkbox"/> Hormonal cycles <input type="checkbox"/> Embryology <input type="checkbox"/> Genetics, teratology and counseling <input type="checkbox"/> Clinical implications
III	25	<p>Pregnancy</p> <ul style="list-style-type: none"> <input type="checkbox"/> Maternal adaptation : Physiological, psychosocial <input type="checkbox"/> Assessment - Maternal and foetal measures Maternal measures:History taking , examination-General,physical and obstetrical measure, identification of high risk, foetal measure- clinical parameters, biochemical- human estriol, Maternal Serum Alfa Feto Protein, Acetyl Choline esterase (AChE), Triple Test Aminocentesis, Cordocentesis, chorionic villus sampling (CVS)), <input type="checkbox"/> Biophysical- (US IMAGING, Foetal movement count, Ultra Sonography, Cardiotocography, cardiotomography, Non Stress Test(NST), Contraction stress test(CST), amniocopy, foetoscopy, <input type="checkbox"/> Radiological examination, <input type="checkbox"/> Interpretation of diagnostic tests and nursing implications <input type="checkbox"/> Nursing management of the pregnant women, minor disorders of pregnancy and management, preparation for child birth and parenthood, importance of institutional delivery , choice of birth setting, importance and mobilizing of transportation, prenatal counseling, role of nurse and crisis intervention, identification of high risk pregnancy and refer <input type="checkbox"/> Alternative/complementary therapies

Handwritten signatures and initials at the top of the page.

[Handwritten signatures and initials at the top of the page]

Content	Hours	Units
<p>Normal Labour and nursing management:</p> <ul style="list-style-type: none"> <input type="checkbox"/> Essential factors of labour <input type="checkbox"/> Stages and onset <p>First stage: Physiology of normal labour</p> <ul style="list-style-type: none"> • Use of partograph: Principles, use and critical analysis, evidence based studies • Analgesia and anaesthesia in labour • Nursing management <p>Second stage</p> <ul style="list-style-type: none"> • Physiology, intrapartum monitoring • Nursing management • Resuscitation, immediate newborn care and initiate breast feeding (Guidelines of National neonatology forum of India) <p>Third stage</p> <ul style="list-style-type: none"> • Physiology and nursing management <p>Fourth stage - Observation, critical analysis and Nursing management.</p> <ul style="list-style-type: none"> • Various child birth practice: water birth, position change etc • Evidence based practice in relation to labour intervention • Alternative/complementary therapies <p>Role of nurse midwifery practitioner</p>	25	IV
<p>Normal puerperium and nursing management</p> <ul style="list-style-type: none"> <input type="checkbox"/> Physiology of puerperium <input type="checkbox"/> Physiology of lactation, lactation management, exclusive breast feeding, Baby friendly hospital initiative (BFHI) <input type="checkbox"/> Assessment of postnatal women <input type="checkbox"/> Minor discomforts and complications of puerperium <input type="checkbox"/> Management of mothers during puerperium: Postnatal exercises Rooming in, bonding, warm chain <input type="checkbox"/> Evidence based studies <p>Role of nurse midwifery practitioner</p> <ul style="list-style-type: none"> • Alternative/complementary therapies 	20	V
<p>Normal Newborn</p> <ul style="list-style-type: none"> <input type="checkbox"/> Physiology and characteristics of normal newborn <input type="checkbox"/> Physical and Behavioural assessment of newborn <input type="checkbox"/> Needs of newborn <input type="checkbox"/> Essential newborn care: Exclusive breast feeding, Immunization, Hygiene measures, Newborn nutrition <input type="checkbox"/> Organization of neonatal care, services (Levels), transport, neonatal intensive care unit, organization and management of nursing services in NICU <input type="checkbox"/> Observation and care of newborn <input type="checkbox"/> Parenting process 	20	VI

Handwritten signatures and initials at the top of the page.

Content	Hours	Units
<p>Pharmacodynamics in obstetrics</p> <ul style="list-style-type: none"> <input type="checkbox"/> Drugs used in pregnancy, labour, post partum and newborn <input type="checkbox"/> Calculation of drug dose and administration <input type="checkbox"/> Effects of drugs used <input type="checkbox"/> Anaesthesia and analgesia in obstetrics <input type="checkbox"/> Roles and responsibilities of midwifery nurse practitioner <input type="checkbox"/> Standing orders and protocols and use of selected life saving drugs and interventions of obstetric emergencies approved by the MOHFW 	10	VII
<p>Family welfare services</p> <ul style="list-style-type: none"> <input type="checkbox"/> Population dynamics <input type="checkbox"/> Demography trends: vital statistics, calculation of indicators especially maternal and neonatal mortality rates and problems and other health problems <input type="checkbox"/> Recent advancement in contraceptive technology <input type="checkbox"/> Role of nurses in family welfare programmes in all settings <input type="checkbox"/> Role of independent nurse midwifery practitioner <input type="checkbox"/> Family life education <input type="checkbox"/> Evidence based studies <input type="checkbox"/> Information, Education and Communication(IEC) <input type="checkbox"/> Management information and evaluation system(MIES) <input type="checkbox"/> Teaching and supervision of health team members 	10	VIII
<p>Infertility</p> <ul style="list-style-type: none"> <input type="checkbox"/> Primary and secondary causes <input type="checkbox"/> Diagnostic procedures <input type="checkbox"/> Counseling: ethical and legal aspects of assisted reproductive technology(ART) <input type="checkbox"/> Recent advancement in infertility management. <input type="checkbox"/> Adoption procedures 	5	IX
<p>Menopause</p> <ul style="list-style-type: none"> <input type="checkbox"/> Physiological, psychological and social aspects <input type="checkbox"/> Hormone Replacement Therapy <input type="checkbox"/> Surgical menopause <input type="checkbox"/> Counseling and guidance 	5	X
<p>Abortion</p> <ul style="list-style-type: none"> <input type="checkbox"/> Types, causes <input type="checkbox"/> Legislations, Clinical rights and professional responsibility <input type="checkbox"/> Abortion procedures <input type="checkbox"/> Complications <input type="checkbox"/> Nursing management <p>Role of midwifery nurse practitioner</p>	5	XI

- Identification of high risk women and referral
- Health education: to women and their families
- Motivation of couples for planned parenthood

Others

- Antenatal assessment-20
- Postnatal assessment-20
- Assessment during labour : use of partograph - 20
- Per vaginal examination-20
- Conduct of normal delivery-20
- Episiotomy and suturing-10
- Setting up of delivery areas
- Insertion of intra uterine devices (copper I)

Procedures performed

- Medical termination of pregnancy,

Procedures assisted

- Diagnostic investigations : amniocentesis, chorionic villi sampling
- Infertility management: artificial reproduction : artificial insemination, in vitro fertilization, and related procedures

Procedures observed

S.No.	Dept./Unit	No. of Week	Total Hours
1	Anenatal Wards & OPDs	4	120
2	Labour Room	5	150
3	Postnatal Ward	2	60
4	Family Planning Clinics	2	60
5	PHC/Rural maternity settings	4	120
6	Gynae	2	60
7	Maternity OT	2	60
8	NICU	1	30
Total		22 Weeks	660Hours

Total = 660 Hours
 1 week = 30 Hours

Practical

CLINICAL SPECIALTY -I

CHILD HEALTH (PAEDIATRIC) NURSING

Placement : 1st Year

Hours of Instruction
Theory 150 Hours
Practical 650 Hours
Total : 800 Hours


Course Description

This course is designed to assist students in developing expertise and in-depth understanding in the field of Paediatric Nursing. It will help students to appreciate the child as a holistic individual and develop skill to function as neonatal and paediatric nurse specialist. It will further enable the student to function as educator, manager, and researcher in the field of Paediatric nursing

Objectives

At the end of the course the students will be able to:






1. Appreciate the history and developments in the field of paediatrics and paediatric nursing as a specialty
2. Apply the concepts of growth and development in providing care to the paediatric clients and their families.
3. Appreciate the child as a holistic individual
4. Perform physical, developmental, and nutritional assessment of paediatric clients
5. Apply nursing process in providing nursing care to neonates & children
6. Integrate the concept of family centered paediatric nursing care with related areas such as genetic disorders, congenital malformations and long term illness.
7. Recognize and manage emergencies in neonates
8. Describe various recent technologies and treatment modalities in the management of high risk neonates
9. Appreciate the legal and ethical issues pertaining to paediatric and neonatal nursing
10. Prepare a design for layout and management of neonatal units
11. Incorporate evidence based nursing practice and identify the areas of research in the field of paediatric/neonatal nursing
12. Recognize the role of paediatric nurse practitioner and as a member of the paediatric and neonatal health team
13. Teach paediatric nursing to undergraduate students & in-service nurses




Course Content

Unit	Hours	Content
I	10	<p>Introduction</p> <ul style="list-style-type: none"> <input type="checkbox"/> Historical development of Pediatrics and Pediatric Nursing in India; <input type="checkbox"/> Current status of child health in India; <input type="checkbox"/> Trends in Pediatrics and Pediatric Nursing; <input type="checkbox"/> Ethical and cultural issues in pediatric care <input type="checkbox"/> Rights of children <input type="checkbox"/> National health policy for children, special laws and ordinances relating to children. <input type="checkbox"/> National goals, <input type="checkbox"/> Five year plans, <input type="checkbox"/> National health programs related to child health.
II	10 Hrs	<p>Assessment of pediatric clients</p> <ul style="list-style-type: none"> <input type="checkbox"/> History taking <input type="checkbox"/> Developmental assessment <input type="checkbox"/> Physical assessment <input type="checkbox"/> Nutritional assessment <input type="checkbox"/> Family assessment
III	10	<p>Hospitalized child</p> <ul style="list-style-type: none"> <input type="checkbox"/> Meaning of hospitalization of the child, preparation for hospitalization, effects of hospitalization on the child and family <input type="checkbox"/> Stressors and reactions related to developmental stages, play activities for ill hospitalized child. <input type="checkbox"/> Nursing care of hospitalized child and family-principles and practices
IV	15	<p>Pre-natal Pediatrics</p> <ul style="list-style-type: none"> <input type="checkbox"/> Embryological and fetal development, Prenatal factors influencing growth and development of fetus, <input type="checkbox"/> Genetic patterns of common pediatric disorders, chromosomal aberrations, genetic assessment and counseling legal and ethical aspects of genetic, screening and counseling role of nurse in genetic counseling, <input type="checkbox"/> Importance of prenatal care and role of pediatric nurse.
V	15	<p>Growth and Development of children</p> <ul style="list-style-type: none"> <input type="checkbox"/> Principles of growth and development, <input type="checkbox"/> Concepts and theories of growth and development, <input type="checkbox"/> Developmental tasks and special needs from infancy to adolescence, developmental milestones, <input type="checkbox"/> Assessment of growth and development of pediatric clients, <input type="checkbox"/> Factors affecting growth and development.
VI	15	<p>Behavioral Pediatrics and Pediatric Nursing</p> <ul style="list-style-type: none"> <input type="checkbox"/> Parent child relationship, <input type="checkbox"/> Basic behavioral pediatric principles and specific behavioral pediatric concepts/disorders - maternal deprivation, failure

Handwritten signatures and initials at the top of the page.

Unit	Hours	Content
		<ul style="list-style-type: none"> <input type="checkbox"/> to thrive, child abuse, the battered child, <input type="checkbox"/> Common behavioral problems and their management, <input type="checkbox"/> Child guidance clinic.
VII	15	<p>Preventive Pediatrics and Pediatric Nursing</p> <ul style="list-style-type: none"> <input type="checkbox"/> Concept, aims and scope of preventive pediatrics, <input type="checkbox"/> Maternal health and its influence on child health antenatal aspects of preventive pediatrics, <input type="checkbox"/> Immunization, expanded program on immunization/universal immunization program and cold chain, <input type="checkbox"/> Nutrition and nutritional requirements of children, changing patterns of feeding, baby-friendly hospital initiative and exclusive breast feeding, <input type="checkbox"/> Health education, nutritional education for children <input type="checkbox"/> Nutritional programs <input type="checkbox"/> National and international organizations related to child health, <p>Role of pediatric nurse in the hospital and community.</p>
VIII	30	<p>Neonatal Nursing</p> <ul style="list-style-type: none"> <input type="checkbox"/> New born baby- profile and characteristics of the new born, <input type="checkbox"/> Assessment of the new born, <input type="checkbox"/> Nursing care of the new born at birth, care of the new born and family, <input type="checkbox"/> High risk newborn- pre term and term neonate and growth retarded babies, <input type="checkbox"/> Identification and classification of neonates with infections, HIV & AIDS, Ophthalmia neonatorum, congenital syphilis. <input type="checkbox"/> High risk new born- Identification, classification and nursing management <input type="checkbox"/> Organization of neonatal care, services(Levels), transport, neonatal intensive care unit, organization and management of nursing services in NICU.
IX	30	<p>IMNCI (Integrated management of neonatal and childhood illnesses)</p>

37


- Clinical presentations
- Growth & developmental assessment
- Assessment & prescription of nursing interventions for sick children
- Health education related to disease conditions
- Nutritional assessment
- Project work
- Field visits

Student Activities

S.No.	Deptt./Unit	No. of week	Total Hours
1	Pediatric Medicine Ward	4	120 Hours
2	Pediatric Surgery Ward	4	120 Hours
3	Labor Room/Maternity Ward	2	60 Hours
4	Pediatric OPD	2	60 Hours
5	NICU	4	120 Hours
6	Creche	1	30 Hours
7	Child Guidance Clinic	1	30 Hours
8	Community	4	120 Hours
Total		22 Weeks	660 Hours

Total = 660Hours
 1 week = 30Hours

Practical

CLINICAL SPECIALTY - I

MENTAL HEALTH (PSYCHIATRIC) NURSING

Placement : 1st Year

Hours of Instruction
Theory 150 hours
Practical 650 hours
Total : 800 hours

Course Description

This course is designed to assist students in developing expertise and in-depth understanding in the field of Psychiatric Nursing. It will help students to appreciate the client as a holistic individual and develop skill to function as psychiatric nurse specialist. It will further enable the student to function as educator, manager, and researcher in the field of Psychiatric nursing

Objectives

At the end of the course the students will be able to:

1. Appreciate the trends and issues in the field of psychiatry and psychiatric nursing.
2. Explain the dynamics of personality development and human behaviour.
3. Describe the concepts of psychobiology in mental disorders and its implications for psychiatric nursing
4. Demonstrate therapeutic communications skills in all interactions
5. Demonstrate the role of psychiatric nurse practitioner in various therapeutic modalities
6. Establish and maintain therapeutic relationship with individual and groups
7. Uses assertive techniques in personal and professional actions
8. Promotes self-esteem of clients, others and self
9. Apply the nursing process approach in caring for patients with mental disorders
10. Describe the psychopharmacological agents, their effects and nurses role
11. Recognize the role of psychiatric nurse practitioner and as a member of the psychiatric and mental health team
12. Describe various types of alternative system of medicines used in psychiatric settings
13. Incorporate evidence based nursing practice and identify the areas of research in the field of psychiatric nursing


Course Content

Units	Hours	Content
I	15	<p>Introduction</p> <ul style="list-style-type: none"> <input type="checkbox"/> Mental Health and Mental Illness <input type="checkbox"/> Historical perspectives <input type="checkbox"/> Trends, issues and magnitude <input type="checkbox"/> Contemporary practices <input type="checkbox"/> Mental health laws/Acts <input type="checkbox"/> National mental health program -National mental health authority, state mental health authority <input type="checkbox"/> Human rights of mentally ill <input type="checkbox"/> Mental Health/ Mental Illness Continuum <input type="checkbox"/> Classification of mental illnesses-ICD, DSM <input type="checkbox"/> Standards of Psychiatric nursing <input type="checkbox"/> Challenges and Scope of psychiatric nursing <input type="checkbox"/> Multi-disciplinary team and role of nurse <input type="checkbox"/> Role of psychiatric nurse - extended and expanded
II	10	<p>Concepts of Psychobiology</p> <ul style="list-style-type: none"> <input type="checkbox"/> The Nervous System: <ul style="list-style-type: none"> • An Anatomical Review • The Brain and limbic system • Nerve Tissue • Autonomic Nervous system • Neurotransmitters • Neuroendocrinology • Pituitary, Thyroid Gland • Circadian Rhythms <input type="checkbox"/> Genetics <input type="checkbox"/> Neuro psychiatric disorders <input type="checkbox"/> Psychoinmunology • Normal immune response • Implications for psychiatric illness <input type="checkbox"/> Implications for Nursing
III	10	<p>Theories of Personality Development and relevance to nursing practice</p> <ul style="list-style-type: none"> <input type="checkbox"/> Psychoanalytic Theory- Freud's <input type="checkbox"/> Interpersonal Theory-Sullivan's <input type="checkbox"/> Theory of Psychosocial Development-Erikson's <input type="checkbox"/> Theory of object relations <input type="checkbox"/> Cognitive Development Theory <input type="checkbox"/> Theory of Moral Development <input type="checkbox"/> A Nursing Model-Hildegard E. Peplau
IV	5	<p>Stress and its management</p> <ul style="list-style-type: none"> <input type="checkbox"/> An introduction to the concepts of stress <input type="checkbox"/> Psychological Adaptation to stress <input type="checkbox"/> Stress as a Biological Response. <input type="checkbox"/> Stress as an Environmental Event.

[Handwritten signatures and initials]

40
 [Handwritten signatures and initials]

Content	Hours	Units
<ul style="list-style-type: none"> <input type="checkbox"/> Stress as Transaction between the Individual and the Environment. <input type="checkbox"/> Stress management. 		
<p>Therapeutic communication and interpersonal relationship</p> <ul style="list-style-type: none"> <input type="checkbox"/> Review communication process, factors affecting communication. <input type="checkbox"/> Communication with individuals and in groups <input type="checkbox"/> Techniques of therapeutic communication-touch therapy <input type="checkbox"/> Barrier of communication with specific reference to psychopathology <input type="checkbox"/> Therapeutic attitudes <input type="checkbox"/> Dynamics of a therapeutic Nurse-client relationship; <input type="checkbox"/> Therapeutic use of self Gaining self-awareness <input type="checkbox"/> Therapeutic nurse-patient relationship its phases ; Conditions essential to development of a therapeutic relationship <input type="checkbox"/> Therapeutic impasse and its management 	10	V
<p>Assertive Training</p> <ul style="list-style-type: none"> <input type="checkbox"/> Assertive Communication <input type="checkbox"/> Basic Human Rights <input type="checkbox"/> Response Patterns <input type="checkbox"/> (Nonassertive Behavior <input type="checkbox"/> Assertive Behavior <input type="checkbox"/> Aggressive Behavior <input type="checkbox"/> Passive-Aggressive Behavior) <input type="checkbox"/> Behavioral Components of Assertive Behavior <input type="checkbox"/> Techniques that Promote Assertive Behavior <input type="checkbox"/> Thought-Stopping Techniques Method <p>Role of The Nurse</p>	10	VI
<p>Promoting Self-Esteem</p> <ul style="list-style-type: none"> <input type="checkbox"/> Components of Self-Concept <input type="checkbox"/> The Development of Self-Esteem <input type="checkbox"/> The Manifestations of Low-Self-Esteem <input type="checkbox"/> Boundaries <p>Role of The Nurse</p>	10	VII
<p>Women and Mental Health</p> <ul style="list-style-type: none"> <input type="checkbox"/> Normal reaction to conception, pregnancy and puerperium <input type="checkbox"/> Problems related to conception, pregnancy and puerperium and its management. <input type="checkbox"/> Counselling – Premarital, marital and genetic 	5	



Units	Hours	Content
VIII	10	<ul style="list-style-type: none"> <input type="checkbox"/> Mental health assessment - History taking, mental status examination <input type="checkbox"/> Physical and neurological examination <input type="checkbox"/> Psychometric assessment <input type="checkbox"/> Investigations, Diagnosis and Differential diagnosis <input type="checkbox"/> Interpretation of investigations <input type="checkbox"/> Nurse's role <input type="checkbox"/> Nursing case management <input type="checkbox"/> Critical pathways of care <input type="checkbox"/> Documentation <input type="checkbox"/> Problem-oriented recording <input type="checkbox"/> Focus charting <input type="checkbox"/> The PIE method
IX	35	<p>Psycho social and physical therapies</p> <ul style="list-style-type: none"> <input type="checkbox"/> Individual therapy <input type="checkbox"/> Behavioural Therapy - Relaxation therapy, cognitive therapy, positive - negative reinforcement, bio-feedback, guided imagery, ab-reactive therapy <input type="checkbox"/> Group Therapy <input type="checkbox"/> Family Therapy <input type="checkbox"/> Milieu Therapy <input type="checkbox"/> The Therapeutic Community <input type="checkbox"/> Occupational therapy <input type="checkbox"/> Recreational therapy <input type="checkbox"/> Play therapy <input type="checkbox"/> Music therapy <input type="checkbox"/> Light therapy <input type="checkbox"/> Color therapy <input type="checkbox"/> Aroma therapy
XI	5	<p>Electroconvulsive Therapy</p> <ul style="list-style-type: none"> <input type="checkbox"/> Historical Perspectives <input type="checkbox"/> Indications <input type="checkbox"/> Contraindications <input type="checkbox"/> Mechanisms of Action <input type="checkbox"/> Side Effects <input type="checkbox"/> Risks Associated with Electroconvulsive Therapy <input type="checkbox"/> The Role of The Nurse in Electroconvulsive Therapy
X	10	<p>Psychopharmacology</p> <ul style="list-style-type: none"> <input type="checkbox"/> Historical Perspectives <input type="checkbox"/> Role of a Nurse in Psychopharmacological Therapy <input type="checkbox"/> Antianxiety Agents <input type="checkbox"/> Antidepressants Agents <input type="checkbox"/> Mood stabilizers <input type="checkbox"/> Antipsychotics <input type="checkbox"/> Sedative-Hypnotics <input type="checkbox"/> Central Nervous System Stimulants <input type="checkbox"/> Future developments

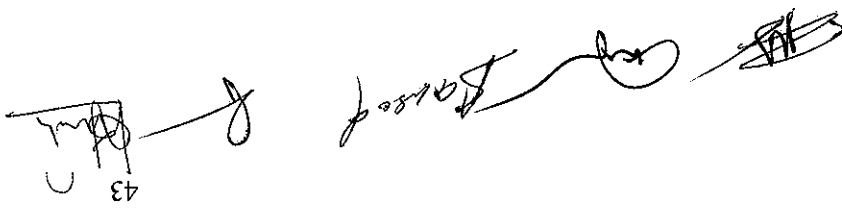
SAS

Barry

A

42

Content	Hours	Units
<p>Alternative systems of medicine in mental health</p> <ul style="list-style-type: none"> □ Types of Therapies • Herbal Medicine • Unani • Siddha • Homeopathic • Acupressure and Acupuncture • Diet and Nutrition • Chiropractic Medicine • Therapeutic Touch and Massage • Yoga • Pet Therapy 	15	XII

43


- History taking
- Mental health assessment
- Psychometric assessment
- Personality assessment
- Process recording
- Therapies- Group Therapy
- Family Therapy
- Psychotherapy
- Milieu Therapy
- The Therapeutic Community
- Occupational therapy
- Recreational therapy
- Play therapy
- music therapy
- Pet therapy
- Counselling
- Assisted ECT
- Assisted EEG
- Case studies
- Case presentation
- Project work
- Socio and psycho drama
- Field visits

Student Activities

S.No.	Area of Posting	No. of Week	Total Hours
1	Acute Psychiatric Ward	4	120 Hours
2	Chronic Psychiatric ward	4	120 Hours
3	Psychiatric Emergency Unit	2	60 Hours
4	O.P.D	2	60 Hours
5	Family Psychiatric Unit	2	60 Hours
6	Community Mental Health Unit	4	120 Hours
7	Rehabilitation / Occupational Therapy Unit/Half way home / Day care centre	4	120 Hours
Total		22 Weeks	660 Hours

Total = 660 Hours
1 Week = 30 Hours

Practical

CLINICAL SPECIALTY - I

COMMUNITY HEALTH NURSING

Placement : 1st Year

Hours of Instructions
Theory 150 hours
Practical 650 hours
Total 800 hours


Course Description

The course is designed to assist students in developing expertise and in-depth understanding in the field of Community Health Nursing. It would help students to appreciate holistic life style of individuals, families & groups and develop skills to function as Community Health Nurse specialist/practitioner. It would further enable student to function as an educator, manager and researcher in the field of Community Health nursing.

Objectives

At the end of the course, the student will be able to:

1. Appreciate the history and development in the field of Community Health and Community Health Nursing.
2. Appreciate role of individuals and families in promoting health of the Community.
3. Perform physical, developmental and nutritional assessment of individuals, families and groups.
4. Apply the concepts of promotive, preventive, curative and rehabilitative aspects of health while providing care to the people.
5. Apply nursing process approach while providing care to individuals, families, groups and community.
6. Integrate the concepts of family centered nursing approach while providing care to the community.
7. Recognize and participate in the management of emergencies, epidemics and disasters.
8. Apply recent technologies and care modalities while delivering community health nursing care.
9. Appreciate legal and ethical issues pertaining to community health nursing care.
10. Conduct community health nursing care projects.
11. Participate in planning, implementation and evaluation of various national health and family welfare programmes at local, state and the national level.
12. Incorporate evidence based nursing practice and identify the areas of research in the community settings.

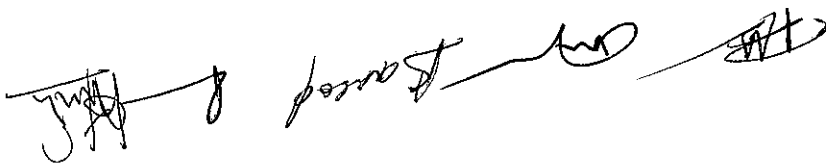


13. Participate effectively as a member of Community Health team.
14. Coordinate and collaborate with various agencies operating in the community by using inter-sectoral approach.
15. Teach community health nursing to undergraduates, in-service nurses and the community health workers.
16. Demonstrate leadership and managerial abilities in community health nursing practice






Course Content

Unit	Hours	Content
I	10	<p>Introduction</p> <ul style="list-style-type: none"> <input type="checkbox"/> Historical development of Community Health and Community health Nursing- World and India, various health and family welfare committees <input type="checkbox"/> Current status, trends and challenges of Community Health Nursing <input type="checkbox"/> Health status of the Community-community diagnosis <input type="checkbox"/> Scope of Community health Nursing practice <input type="checkbox"/> Ethical and legal issues <input type="checkbox"/> Socio-cultural issues in Community health Nursing <input type="checkbox"/> National Policies, plans and programmes <input type="checkbox"/> National health policy <input type="checkbox"/> National Population policy <input type="checkbox"/> National Health and welfare Programmes <input type="checkbox"/> National Health goals/ indicators/ Millennium developmental goals(MDG)/ Strategies <input type="checkbox"/> Planning process: Five year plans <input type="checkbox"/> National Rural Health Mission <input type="checkbox"/> Panchayat raj institutions
II	10	<p>Health</p> <ul style="list-style-type: none"> <input type="checkbox"/> Concepts, issues <input type="checkbox"/> Determinants <input type="checkbox"/> Measurements <input type="checkbox"/> Alternate systems for health promotion and management of health problems <input type="checkbox"/> Health economics <input type="checkbox"/> Health technology <input type="checkbox"/> Genetics and health <input type="checkbox"/> Waste disposal <input type="checkbox"/> Eco system
III	15	<p>Population dynamics and control</p> <ul style="list-style-type: none"> <input type="checkbox"/> Demography <input type="checkbox"/> Transition and theories of population <input type="checkbox"/> National population policy <input type="checkbox"/> National population programmes <input type="checkbox"/> Population control and related programmes <input type="checkbox"/> Methods of family limiting and spacing <input type="checkbox"/> Research, Census, National Family Health Survey

[Handwritten signatures and initials]








Unit	Hours	Content
IV	30	<p>Community health Nursing</p> <ul style="list-style-type: none"> □ Philosophy, Aims, Objectives, Concepts, Scope, Principles, Functions □ Community health Nursing theories and models □ Quality assurance: Community health Nursing standards, competencies, Monitoring community health nursing, nursing audits □ Family nursing and Family centered nursing approach □ Family health nursing process <ul style="list-style-type: none"> ○ Family health assessment ○ Diagnosis ○ Planning ○ Intervention ○ Evaluation □ Nursing care for special groups: children, adolescents, adults, women, elderly, physically and mentally challenged - Urban and rural population at large □ Community nutrition □ Concept, role and responsibilities of community health Nurse practitioners/nurse midwifery practitioners-decision making skills, professionalism, legal issues
V	45	<p>Maternal and neonatal care</p> <ul style="list-style-type: none"> □ IMNCI(Integrated Management of Neonatal And Childhood Illnesses) module □ Skilled Birth Attendant (SBA) module
VI	15	<ul style="list-style-type: none"> □ Disaster nursing (INC module on Reaching out: Nursing Care in emergencies)
VII	10	<p>Information, education and communication</p> <ul style="list-style-type: none"> □ IEC/BCC: Principles and strategies □ Communication Skills □ Management information and evaluation system: Records and reports □ Information technology □ Tele-medicine and tele-nursing □ Journalism □ Mass media □ Folk media
VIII	15	<p>Health care delivery system: Urban, rural, tribal and difficult areas</p> <ul style="list-style-type: none"> □ Health organization: National, State, District, CHC, PHC, Sub Centre, Village - Functions, Staffing, pattern of assistance, layout, drugs, equipments and supplies, Roles and Responsibilities of DPHNO □ Critical review of functioning of various levels, evaluation studies, recommendations and nursing perspectives □ Alternative systems of medicine □ Training and supervision of health workers

47

Content	Hours	Unit
<input type="checkbox"/> Health agencies: NGO's, Roles and functions <input type="checkbox"/> Inter-sectoral coordination <input type="checkbox"/> Public private partnership <input type="checkbox"/> Challenges of health care delivery system		

- Identification of community leaders and resource persons (community mapping)
- Community health survey
- Community health nursing process - individual, family and special groups and community counseling
- Health education - campaign, exhibition, folk media, preparation of IEC materials
- Organising and participating in special clinics/camps and national health and welfare programmes - Organise atleast one health and family welfare mela/fair (all stalls of national health and family welfare activities should be included)
- Estimation of Vital health statistics - Exercise
- Drill for disaster preparedness
- Organise atleast one in-service education to ANM's/LHV/PHN/HW
- Nutrition - Exercise on nutritional assessment on dietary planning, demonstration and education for various age groups
- Filling up of Records, reports and registers maintained at SC/PHC/CHC
- Assist women in self breast examination
- Conduct antenatal examination
- Conduct vaginal examination
- Conduct deliveries
- Post natal visits
- Perform Episiotomy and suturing
- Prepare Pap smear
- Conduct Insertion/Removal of IUD
- Blood Slide preparation
- Field visits
- Maintenance of log book for various activities

Student Activities

S.No.	Dept./Unit	No. of Week	Total Hours
1	Sub-centre, PHC, CHC	12	360 Hours
2	District family welfare bureau	1	30 Hours
3	Urban centers	6	180 Hours
4	Field visits	3	90 Hours
Total		22 Weeks	660 Hours

Total = 660 Hours
1 Week = 30 Hours

Practical

NURSING RESEARCH AND STATISTICS

Placement: 1st Year

Hours of Instruction
Theory 150 Hours
Practical 100 Hours
Total : 250 Hours

Part-A : Nursing Research

Theory 100 Hours
Practical 50 Hours
Total : 150 Hours

Course Description:

The course is designed to assist the students to acquire an understanding of the research methodology and statistical methods as a basis for identifying research problem, planning and implementing a research plan. It will further enable the students to evaluate research studies and utilize research findings to improve quality of nursing practice, education and management.

General Objectives:

At the end of the course, the students will be able to:

1. Define basic research terms and concepts.
2. Review literature utilizing various sources
3. Describe research methodology
4. Develop a research proposal.
5. Conduct a research study.
6. Communicate research findings
7. Utilize research findings
8. Critically evaluate nursing research studies.
9. Write scientific paper for publication.

Handwritten signatures and initials at the top of the page.

Content Outline

Unit	Hours	
	Theory	Practical
I	10	
Introduction:		
□ Methods of acquiring knowledge – problem solving and scientific method.		
□ Research – Definition, characteristics, purposes, kinds of research		
□ Historical Evolution of research in nursing		
□ Basic research terms		
□ Scope of nursing research: areas, problems in nursing, health and social research		
□ Concept of evidence based practice		
□ Ethics in research		
□ Overview of Research process		
II	5	5
Review of Literature		
□ Importance, purposes, sources, criteria for selection of resources and steps in reviewing literature.		
III	12	
Research Approaches and designs		
□ Type: Quantitative and Qualitative		
□ Historical, survey and experimental – Characteristics, types advantages and disadvantages		
□ Qualitative: Phenomenology, grounded theory, ethnography		
IV	10	5
Research problem:		
□ Identification of research problem		
□ Formulation of problem statement and research objectives		
□ Definition of terms		
□ Assumptions and delimitations		
□ Identification of variables		
□ Hypothesis – definition, formulation and types.		
V	5	5
Developing theoretical/ conceptual framework.		
□ Theories: Nature, characteristics, Purpose and uses		
□ Using, testing and developing conceptual framework, models and theories.		
VI	6	
Sampling		
□ Population and sample		
□ Factors influencing sampling		
□ Sampling techniques		
□ Sample size		
□ Probability and sampling error		
□ Problems of sampling		

Course Content

Handwritten signatures and initials at the top of the page.

Handwritten signatures and initials at the top of the page.

- Annotated Bibliography of research reports and articles.
- Review of literature of selected topic and reporting
- Formulation of problem statement, objective and hypothesis
- Developing theoretical/ conceptual framework.
- Preparation of a sample research tool
- Analysis and interpretation of given data
- Developing and presenting research proposal
- Journal club presentation
- Critical evaluation of selected research studies
- Writing a scientific paper.

Activities:

Course Content	Hours		Unit
	Theory	Practical	
Tools and methods of Data collection: <input type="checkbox"/> Concepts of data collection <input type="checkbox"/> Data sources, methods/techniques quantitative and qualitative. <input type="checkbox"/> Tools for data collection – types, characteristics and their development <input type="checkbox"/> Validity and reliability of tools <input type="checkbox"/> Procedure for data collection	20	10	VII
Implementing research plan <input type="checkbox"/> Pilot Study, review research plan (design), planning for data collection, administration of tool/interventions, collection of data	5		VIII
Analysis and interpretation of data <input type="checkbox"/> Plan for data analysis: quantitative and qualitative <input type="checkbox"/> Preparing data for computer analysis and presentation. <input type="checkbox"/> Statistical analysis <input type="checkbox"/> Interpretation of data <input type="checkbox"/> Conclusion and generalizations <input type="checkbox"/> Summary and discussion	10	10	IX
Reporting and utilizing research findings: <input type="checkbox"/> Communication of research results; oral and written <input type="checkbox"/> Writing research report purposes, methods and style- Vancouver, American Psychological Association (APA), Campbell etc <input type="checkbox"/> Writing scientific articles for publication: purposes & style	10		X
Critical analysis of research reports and articles	8		XI
Developing and presenting a research proposal	7	4	XII

52
 [Handwritten signatures and marks]

Weightage (15marks)
 40%
 20%
 20%
 20%
 100%

Techniques
 Term Test(2 tests)
 Assignment
 Presentation
 Project work
Total

Internal Assessment

- Quiz, Tests (Term)
- Assignments/Term paper
- Presentations
- Project work

Methods of Evaluation

- Lecture-cum-discussion
- Seminar/Presentations
- Project
- Class room exercises
- Journal club

Method of Teaching

Part - B : Statistics

Hours of Instruction
Theory 50 Hours
Practical 50 Hours
Total : 100 Hours

Course Description

At the end of the course, the students will be able to develop an understanding of the statistical methods and apply them in conducting research studies in nursing.



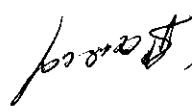


General Objectives

At the end of the course the students will be able to:

1. Explain the basic concepts related to statistics
2. Describe the scope of statistics in health and nursing
3. Organize, tabulate and present data meaningfully.
4. Use descriptive and inferential statistics to predict results.
5. Draw conclusions of the study and predict statistical significance of the results.
6. Describe vital health statistics and their use in health related research.
7. Use statistical packages for data analysis

Unit	Hours		Course Content
	Theory	Practical	
I	7	4	Introduction: <input type="checkbox"/> Concepts, types, significance and scope of statistics, meaning of data, sample, parameter <input type="checkbox"/> type and levels of data and their measurement <input type="checkbox"/> Organization and presentation of data – Tabulation of data; <input type="checkbox"/> Frequency distribution <input type="checkbox"/> Graphical and tabular presentations.
II	4	4	Measures of central tendency: <input type="checkbox"/> Mean, Median, Mode
III	4	5	Measures of variability; <input type="checkbox"/> Range, Percentiles, average deviation, quartile deviation, standard deviation
IV	3	2	Normal Distribution: <input type="checkbox"/> Probability, characteristics and application of normal probability curve; sampling error.

Handwritten signatures and marks at the top of the page.

- Lecture-cum-discussion
- Demonstration – on data organization, tabulation, calculation of statistics, use of statistical package, Classroom exercises, organization and tabulation of data,

Methods of Teaching:

- Exercises on organization and tabulation of data,
- Graphical and tabular presentation of data
- Calculation of descriptive and inferential statistics(chi square, t-test, correlation)
- Practice in using statistical package
- Computing vital health statistics

Activities

Unit	Hours		Course Content
	Theory	Practical	
V	6	8	Measures of relationship: <input type="checkbox"/> Correlation – need and meaning <input type="checkbox"/> Rank order correlation; <input type="checkbox"/> Scatter diagram method <input type="checkbox"/> Product moment correlation <input type="checkbox"/> Simple linear regression analysis and prediction.
VI	5	2	Designs and meaning: <input type="checkbox"/> Experimental designs <input type="checkbox"/> Comparison in pairs, randomized block design, Latin squares.
VII	8	10	Significance of Statistic and Significance of difference between two Statistics (Testing hypothesis) <input type="checkbox"/> Non parametric test – Chi-square test, Sign, median test, Mann Whitney test. <input type="checkbox"/> Parametric test – 't' test, ANOVA, MANOVA,ANCOVA
VIII	5	5	Use of statistical methods in psychology and education: <input type="checkbox"/> Scaling – Z Score, Z Scaling <input type="checkbox"/> Standard Score and T Score <input type="checkbox"/> Reliability of test Scores: test-retest method, parallel forms, split half method.
IX	4	2	Application of statistics in health: <input type="checkbox"/> Ratios, Rates, Trends <input type="checkbox"/> Vital health statistics – Birth and death rates. <input type="checkbox"/> Measures related to fertility, morbidity and mortality
X	4	8	Use of Computers for data analysis <input type="checkbox"/> Use of statistical package.

55
Handwritten signatures and the word "Passed" are visible at the top of the page.

- Computing Descriptive and inferential statistics; vital and health statistics and use of computer for data entry and analysis using statistical package.

Methods of Evaluation

- Test, Classroom statistical exercises.

Internal Assessment

Techniques

Test - (2 tests)

100%

Weightage 10 marks

NURSING MANAGEMENT

Placement : II Year

Hours of Instruction
Theory 150 Hours
Practical 150 Hours
Total : 300 Hours

Course Description

This course is designed to assist students to develop a broad understanding of Principles, concepts, trends and issues related to nursing management. Further, it would provide opportunity to students to understand, appreciate and acquire skills in planning, supervision and management of nursing services at different levels to provide quality nursing services.

Objectives


At the end of the course, students will be able to:

1. Describe the philosophy and objectives of the health care institutions at various levels.
2. Identify trends and issues in nursing
3. Discuss the public administration, health care administration vis a vis nursing administration
4. Describe the principles of administration applied to nursing
5. Explain the organization of health and nursing services at the various levels/institutions.
6. Collaborate and co-ordinate with various agencies by using multi-sectoral approach
7. Discuss the planning, supervision and management of nursing workforce for various health care settings.
8. Discuss various collaborative models between nursing education and nursing service to improve the quality of nursing care
9. Identify and analyse legal and ethical issues in nursing administration
10. Describe the process of quality assurance in nursing services.
11. Demonstrate leadership in nursing at various levels

Handwritten signatures and scribbles at the top of the page.

Course Content




Unit	Hours	Content
I	10	<p>Introduction</p> <ul style="list-style-type: none"> <input type="checkbox"/> Philosophy, purpose, elements, principles and scope of administration <input type="checkbox"/> Indian Constitution, Indian Administrative system vis a vis health care delivery system: National, State and Local <input type="checkbox"/> Organisation and functions of nursing services and education at National, State, District and institutions: Hospital and Community <input type="checkbox"/> Planning process: Five year plans, Various Committee Reports on health, State and National Health policies, national population policy, national policy on AVUSH and plans,
II	10	<p>Management</p> <ul style="list-style-type: none"> <input type="checkbox"/> Functions of administration <input type="checkbox"/> Planning and control <input type="checkbox"/> Co-ordination and delegation <input type="checkbox"/> Decision making – decentralization basic goals of decentralization. <input type="checkbox"/> Concept of management <p>Nursing management</p> <ul style="list-style-type: none"> <input type="checkbox"/> Concept, types, principles and techniques <input type="checkbox"/> Vision and Mission Statements <input type="checkbox"/> Philosophy, aims and objective <input type="checkbox"/> Current trends and issues in Nursing Administration <input type="checkbox"/> Theories and models <p>Application to nursing service and education</p>
III	15	<p>Planning</p> <ul style="list-style-type: none"> <input type="checkbox"/> Planning process: Concept, Principles, Institutional policies <input type="checkbox"/> Mission, philosophy, objectives, <input type="checkbox"/> Strategic planning <input type="checkbox"/> Operational plans <input type="checkbox"/> Management plans <input type="checkbox"/> Programme evaluation and review technique(FERT), Gantt chart, Management by objectives(MBO) <input type="checkbox"/> Planning new venture <input type="checkbox"/> Planning for change <input type="checkbox"/> Innovations in nursing <p>Application to nursing service and education</p>
IV	15	<p>Organisation</p> <ul style="list-style-type: none"> <input type="checkbox"/> Concept, principles, objectives, Types and theories, Minimum requirements for organisation, Developing an organizational Structure, levels, organizational Effectiveness and organizational Climate, <input type="checkbox"/> Organising nursing services and patient care: Methods of patient assignment- Advantages and disadvantages, primary nursing care, Planning and Organising: hospital, unit and ancillary services(specifically central sterile supply department, laundry, kitchen, laboratory services, emergency etc)



Unit	Hours	Content
		<p>Application to nursing service and education</p> <p>□ Disaster management: plan, resources, drill, etc</p>
V	15	<p>Human Resource for health</p> <p>□ Staffing</p> <ul style="list-style-type: none"> • Philosophy • Norms: Staff inspection unit(SIU), Bajaj Committee, High power committee, Indian nursing council (INC) • Estimation of nursing staff requirement-activity analysis • Various research studies <p>□ Recruitment: credentialing, selection, placement, promotion</p> <p>□ Retention</p> <p>□ Personnel policies</p> <p>□ Termination</p> <p>□ Staff development programme</p> <p>□ Duties and responsibilities of various category of nursing personnel</p> <p>Applications to nursing service and education</p>
VI	15	<p>Directing</p> <ul style="list-style-type: none"> □ Roles and functions □ Motivation: Intrinsic, extrinsic, Creating motivating climate, □ Motivational theories □ Communication : process, types, strategies, Interpersonal communication, channels, barriers, problems, Confidentiality, Public relations □ Delegation; common delegation errors □ Managing conflict: process, management, negotiation, consensus □ Collective bargaining: health care labour laws, unions, professional associations, role of nurse manager □ Occupational health and safety <p>Application to nursing service and education</p>
VII	10	<p>Material management</p> <ul style="list-style-type: none"> □ Concepts, principles and procedures □ Planning and procurement procedures : Specifications □ ABC analysis, □ VED (very important and essential daily use) analysis □ Planning equipments and supplies for nursing care: unit and hospital □ Inventory control □ Condemnation <p>Application to nursing service and education</p>
VIII	15	<p>Controlling</p> <ul style="list-style-type: none"> □ Quality assurance – Continuous Quality Improvement • Standards • Models • Nursing audit

59
 [Handwritten signatures and initials]

Unit Hours	Unit	Content
15	IX	<p>Application to nursing service and education</p> <ul style="list-style-type: none"> <input type="checkbox"/> Performance appraisal: Tools, confidential reports, formats, Management, interviews <input type="checkbox"/> Supervision and management: concepts and principles <input type="checkbox"/> Discipline: service rules, self discipline, constructive versus destructive discipline, problem employees, disciplinary proceedings-enquiry etc <input type="checkbox"/> Self evaluation or peer evaluation, patient satisfaction, utilization review
15	IX	<p>Application to nursing service and education</p> <ul style="list-style-type: none"> <input type="checkbox"/> Steps <input type="checkbox"/> Plan and non-plan, zero budgeting, mid-term appraisal, capital and revenue <input type="checkbox"/> Budget estimate, revised estimate, performance budget <input type="checkbox"/> Audit <input type="checkbox"/> Cost effectiveness <input type="checkbox"/> Cost accounting <input type="checkbox"/> Critical pathways <input type="checkbox"/> Health care reforms <input type="checkbox"/> Health economics <input type="checkbox"/> Health insurance <input type="checkbox"/> Budgeting for various units and levels
10	X	<p>Nursing informatics</p> <ul style="list-style-type: none"> <input type="checkbox"/> Trends <input type="checkbox"/> General purpose <input type="checkbox"/> Use of computers in hospital and community <input type="checkbox"/> Patient record system <input type="checkbox"/> Nursing records and reports <input type="checkbox"/> Management information and evaluation system (MIS) <input type="checkbox"/> E- nursing, Telemedicine, telenursing <input type="checkbox"/> Electronic medical records
10	XI	<p>Leadership</p> <ul style="list-style-type: none"> <input type="checkbox"/> Concepts, Types, Theories <input type="checkbox"/> Styles <input type="checkbox"/> Manager behaviour <input type="checkbox"/> Leader behaviour <input type="checkbox"/> Effective leader: Characteristics, skills <input type="checkbox"/> Group dynamics <input type="checkbox"/> Power and politics <input type="checkbox"/> Lobbying <input type="checkbox"/> Critical thinking and decision making <input type="checkbox"/> Stress management <p>Applications to nursing service and education</p>


 Based on


 60

1. Prepare prototype personal files for staff nurses, faculty and cumulative records
2. Preparation of budget estimate, Revised estimate and performance budget
3. Plan and conduct staff development programme
4. Preparation of Organisation Chart
5. Developing nursing standards/protocols for various units
6. Design a layout plan for speciality units /hospital, community and educational institutions
7. Preparation of job description of various categories of nursing personnel
8. Prepare a list of equipments and supplies for speciality units
9. Assess and prepare staffing requirement for hospitals, community and educational institutions
10. Plan of action for recruitment process
11. Prepare a vision and mission statement for hospital, community and educational institutions
12. Prepare a plan of action for performance appraisal
13. Identify the problems of the speciality units and develop plan of action by using problem solving approach
14. Plan a duty roster for speciality units/hospital, community and educational institutions
15. Prepare: anecdotes, incident reports, day and night reports, handing and taking over reports, enquiry reports, nurses notes, Official letters, curriculum vitae, presentations etc

PRACTICALS

Unit	Hours	Content
XII	10	Legal and ethical issues <input type="checkbox"/> Ethical committee <input type="checkbox"/> Code of ethics and professional conduct <input type="checkbox"/> Legal system: Types of law, tort law, and liabilities <input type="checkbox"/> Legal issues in nursing: negligence, malpractice, invasion of privacy, defamation of character <input type="checkbox"/> Patient care issues, management issues, employment issues <input type="checkbox"/> Medico legal issues <input type="checkbox"/> Nursing regulatory mechanisms: licensure, renewal, accreditation <input type="checkbox"/> Patients rights, Consumer protection act(CPA) <input type="checkbox"/> Rights of special groups: children, women, HIV, handicap, ageing <input type="checkbox"/> Professional responsibility and accountability <input type="checkbox"/> Infection control <input type="checkbox"/> Standard safety measures



19



David





16. Prepare a plan for disaster management
17. Group work
18. Field appraisal report

CLINICAL SPECIALTY - II

MEDICAL SURGICAL NURSING

SUB SPECIALTY - CARDIO VASCULAR AND THORACIC NURSING

Placement : II year

Hours of Instruction
Theory : 150 hours.
Practical : 950 hours.
Total : 1100 hours.

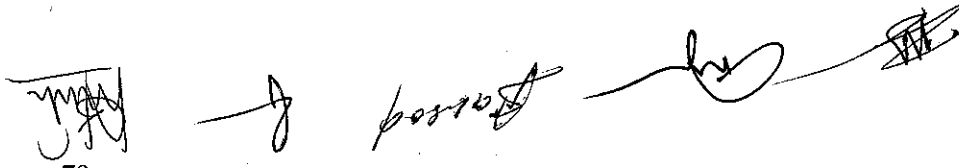
Course Description

This course is designed to assist students in developing expertise and in-depth understanding in the field of cardiovascular and thoracic nursing. It will help students to develop advanced skills for nursing intervention in various cardio medical and surgical conditions. It will enable the student to function as Cardio vascular and Thoracic Nurse practitioner/specialist. It will further enable the student to function as educator, manager and researcher in the field of cardio vascular and thoracic nursing.

Objectives

At the end of the course the students will be able to:

1. Appreciate trends and issues related to cardio vascular and thoracic Nursing.
2. Describe the epidemiology, etiology, pathophysiology and diagnostic assessment of cardio vascular and thoracic conditions
3. Participate in national health programs for health promotion, prevention and rehabilitation of patients with cardio vascular and thoracic conditions
4. Perform physical, psychosocial & spiritual assessment
5. Assist in various diagnostic, therapeutic and surgical procedures
6. Apply nursing process in providing comprehensive care to patients with cardio vascular and thoracic conditions
7. Demonstrate advance skills/competence in managing patients with cardio vascular and thoracic conditions including Advance Cardiac Life Support.
8. Describe the various drugs used in cardio vascular and thoracic conditions and nurses responsibility
9. Demonstrate skill in handling various equipments/gadgets used for critical care of cardio vascular and thoracic patients
10. Appreciate team work & coordinate activities related to patient care.
11. Practice infection control measures.
12. Identify emergencies and complications & take appropriate measures



[Handwritten signatures and initials]

Unit	Hours	Content
I	5	Introduction <input type="checkbox"/> Historical development, trends and issues in the field of cardiology. <input type="checkbox"/> Cardio vascular and thoracic conditions – major health problem. <input type="checkbox"/> Concepts, principles and nursing perspectives <input type="checkbox"/> Ethical and legal issues <input type="checkbox"/> Evidence based nursing and its application in cardio vascular and thoracic nursing (to be incorporated in all the units)
II	5	Epidemiology <input type="checkbox"/> Risk factors: hereditary, psycho social factors, hypertension, smoking, obesity, diabetes mellitus etc <input type="checkbox"/> Health promotion, disease prevention, Life style modification <input type="checkbox"/> National health programs related to cardio vascular and thoracic conditions <input type="checkbox"/> Alternate system of medicine <input type="checkbox"/> Complementary therapies
III	5	Review of anatomy and physiology of cardio vascular and respiratory system <input type="checkbox"/> Review of anatomy and physiology of heart, lung, thoracic cavity and blood vessels. Embryology of heart and lung. <input type="checkbox"/> Coronary circulation <input type="checkbox"/> Hemodynamics and electro physiology of heart. <input type="checkbox"/> Bio-chemistry of blood in relation to cardio pulmonary function.
IV	20	Assessment and Diagnostic Measures: <input type="checkbox"/> History taking <input type="checkbox"/> Physical assessment <input type="checkbox"/> Heart rate variability: Mechanisms, measurements, pattern, factors, impact of interventions on HRV <input type="checkbox"/> Diagnostic tests <input type="checkbox"/> Hemodynamic monitoring: Technical aspects, monitoring, functional hemodynamic indices, ventricular function indices,

Content Outline

13. Discuss the legal and ethical issues in cardio vascular and thoracic nursing
14. Assist patients and their family to cope with emotional distress, grief, anxiety and spiritual needs.
15. Appreciate the role of alternative system of medicine in care of patient
16. Incorporate evidence based nursing practice and identify the areas of research in the field of cardio vascular and thoracic nursing
17. Identify the sources of stress and manage burnout syndrome among health care providers.
18. Teach and supervise nurses and allied health workers.
19. Design a layout of ICU and ICTU and develop standards for cardio vascular and thoracic nursing practice.

64


Unit	Hours	Content
V	25	<p>Cardiac disorders and nursing management:</p> <ul style="list-style-type: none"> □ Etiology, clinical manifestations, diagnosis, prognosis, related pathophysiology, treatment modalities and nursing management of: <ul style="list-style-type: none"> • Hypertension • Coronary Artery Disease. • Angina of various types. • Cardiomegaly • Myocardial Infarction, Congestive cardiac failure • Heart Failure, Pulmonary Edema, Shock. • Rheumatic heart disease and other Valvular Diseases • Inflammatory Heart Diseases, Infective Endocarditis, • Myocarditis, Pericarditis. • Cardiomyopathy, dilated, restrictive, hypertrophic. • Arrhythmias, heart block <p>Associated illnesses</p>
		<ul style="list-style-type: none"> • Radiologic examination of the chest: interpretation, chest film findings • Electro cardiography(ECG) : electrical conduction through the heart, basic electrocardiography, 12 lead electrocardiogram, axis determination - ECG changes in: intraventricular conduction abnormalities- Arrhythmias, ischemia, injury and infarction, atrial and ventricular enlargement, electrolyte imbalance, • Echocardiography: technical aspects, special techniques, echocardiography of cardiac structures in health and disease, newer techniques • Nuclear and other imaging studies of the heart: Magnetic Resonance Imaging. • Cardio electrophysiology procedures: diagnostic studies, interventional and catheter ablation, nursing care • Exercise testing: indications and objectives, safety and personnel, pretest considerations, selection, interpretation, test termination, recovery period • Cardiac catheterization: indications, contraindications, patient preparation, procedure, interpretation of data • Pulmonary function test: Bronchoscopy and graphies • Interpretation of diagnostic measures • Nurse's role in diagnostic tests □ Laboratory tests using blood: Blood specimen collection, Cardiac markers, Blood lipids, Hematologic studies, Blood cultures, Coagulation studies, Arterial blood gases, Blood Chemistries, cardiac enzyme studies, Serum Concentration of Selected drugs. □ Interpretation and role of nurse

Handwritten signatures and initials at the top of the page.

Unit	Hours	Content
VI	10	<p>Altered pulmonary conditions</p> <ul style="list-style-type: none"> □ Etiology, clinical manifestations, diagnosis, prognosis, related pathophysiology, treatment modalities and nursing management of: <ul style="list-style-type: none"> • Bronchitis • Bronchial asthma • Bronchiectasis • Pneumonias • Lung abscess, lung tumour • Pulmonary tuberculosis, fibrosis, pneumoconiosis etc • Pleuritis, effusion • Pneumo, haemo and pyothorax • Interstitial Lung Disease • Cystic fibrosis • Acute and Chronic obstructive pulmonary disease (conditions leading to) <ul style="list-style-type: none"> • Cor pulmonale • Acute respiratory failure • Adult respiratory distress syndrome • Pulmonary embolism • Pulmonary Hypertension
VII	10	<p>Vascular disorders and nursing management</p> <ul style="list-style-type: none"> □ Etiology, clinical manifestations, diagnosis, prognosis, related pathophysiology, treatment modalities and nursing management of: <ul style="list-style-type: none"> • Disorders of arteries • Disorders of the aorta • Aortic Aneurysms, • Aortic dissection • Raynaud's phenomenon • Peripheral arterial disease of the lower extremities • Venous thrombosis • Varicose veins • Chronic venous insufficiency and venous leg ulcers • Pulmonary embolism
VIII	10	<p>Cardio thoracic emergency interventions</p> <ul style="list-style-type: none"> □ CPR- BLS and ALS □ Use of ventilator, defibrillator, pacemaker □ Post resuscitation care. □ Care of the critically ill patients □ Psychosocial and spiritual aspects of care □ Stress management; ICU psychosis □ Role of nurse
IX	10	<p>Nursing care of a patient with obstructive airway</p> <ul style="list-style-type: none"> □ Assessment □ Use of artificial airway □ Endotracheal intubation, tracheostomy and its care □ Complication, minimum cuff leak, securing tubes □ Oxygen delivery systems. <ul style="list-style-type: none"> □ Nasal Cannula

Handwritten signatures and initials at the top of the page.

Unit	Hours	Content
X	10	<p>Congenital Heart Diseases,</p> <ul style="list-style-type: none"> <input type="checkbox"/> Etiology, clinical manifestations, diagnosis, prognosis, related pathophysiology, treatment modalities and nursing management of: <input type="checkbox"/> Embryological development of heart. <input type="checkbox"/> Classification – cyanotic and acyanotic heart disease. <input type="checkbox"/> Tetralogy of Fallots. <input type="checkbox"/> Atrial Septal Defect, Ventricular Septal Defect, Eisenmenger's complex. <input type="checkbox"/> Patent ductus arteriosus, AP window <input type="checkbox"/> Truncus Arteriosus. <input type="checkbox"/> Transposition of great arteries. <input type="checkbox"/> Total Anomaly of Pulmonary Venous Connection. <input type="checkbox"/> Pulmonary stenosis, atresia. <input type="checkbox"/> Coarctation of aorta. <input type="checkbox"/> Ebstein's anomaly <input type="checkbox"/> Double outlet right ventricle, Single ventricle, Hypoplastic left heart syndrome.
XI	10	<p>Pharmacology Review</p> <ul style="list-style-type: none"> <input type="checkbox"/> Pharmacokinetics <input type="checkbox"/> Analgesics/Anti-inflammatory agents <input type="checkbox"/> Antibiotics, antiseptics <input type="checkbox"/> Drug reaction & toxicity <input type="checkbox"/> Drugs used in cardiac emergencies <input type="checkbox"/> Blood and blood components <input type="checkbox"/> Antithrombolytic agents <input type="checkbox"/> Inotropic agents <input type="checkbox"/> Beta-blocking agents <input type="checkbox"/> Calcium channel blockers. <input type="checkbox"/> Vaso constrictors <input type="checkbox"/> Vaso dilators <input type="checkbox"/> ACE inhibitors. <input type="checkbox"/> Anticoagulants <input type="checkbox"/> Antiarrhythmic drugs. <input type="checkbox"/> Anti hypertensives <input type="checkbox"/> Diuretics <input type="checkbox"/> Sedatives and tranquilizers. <input type="checkbox"/> Digitalis.
		<p>Mechanical Ventilation</p> <ul style="list-style-type: none"> <input type="checkbox"/> Oxygen mask, Venturi mask <input type="checkbox"/> Partial rebreathing bag <input type="checkbox"/> Bi-PAP and C-PAP masks <input type="checkbox"/> Uses, advantages, disadvantages, nursing implications of each. <input type="checkbox"/> Principles of mechanical ventilation <input type="checkbox"/> Types of mechanical ventilation and ventilators. <input type="checkbox"/> Modes of ventilation, advantage, disadvantage, complications. <input type="checkbox"/> PEEP therapy, indications, physiology, and complications. Weaning off the ventilator. <input type="checkbox"/> Nursing assessment and interventions of ventilated patient.



 67

Unit	Hours	Content
XII	20	<p>Nursing Care of patient undergoing cardio thoracic surgery</p> <ul style="list-style-type: none"> <input type="checkbox"/> Indications, selection of patient <input type="checkbox"/> Preoperative assessment and preparation; counselling. <input type="checkbox"/> Intraoperative care: Principles of open heart surgery, equipment, anaesthesia, cardiopulmonary by pass. <input type="checkbox"/> Surgical procedures for Coronary Artery Bypass Grafting, recent advances and types of grafts, Valve replacement or reconstruction, cardiac transplant, Palliative surgery and different Stents, vascular surgery, other recent advances. <input type="checkbox"/> Thoracic surgery: lobectomy, pneumonectomy, tumour excision etc <input type="checkbox"/> Immediate postoperative care : assessment, post operative problems and interventions : Bleeding, Cardiac tamponade, Low cardiac output, Infarction, Pericardial effusion, Pleural effusion, Pneumothorax, Haemothorax, Coagulopathy, Thermal imbalance, Inadequate, ventilation/perfusion, Neurological problems, renal problems, Psychological problems. <input type="checkbox"/> Chest physiotherapy <input type="checkbox"/> Nursing interventions- life style modification, complementary therapy/alternative systems of medicine. <input type="checkbox"/> Intermediate and late post operative care after CABG, valve surgery, others. <input type="checkbox"/> Follow up care
XIII	5	<p>Cardiac rehabilitation</p> <ul style="list-style-type: none"> <input type="checkbox"/> Process <input type="checkbox"/> Physical evaluation <input type="checkbox"/> Life style modification <input type="checkbox"/> Physical conditioning for cardiovascular efficiency through exercise <input type="checkbox"/> Counseling <input type="checkbox"/> Follow up care
XIV	5	<p>Intensive Coronary Care Unit/intensive cardio thoracic unit:</p> <ul style="list-style-type: none"> <input type="checkbox"/> Quality assurance <input type="checkbox"/> Standards, Protocols, Policies, Procedures <input type="checkbox"/> Infection control; Standard safety measures <input type="checkbox"/> Nursing audit <input type="checkbox"/> Design of ICCU/ICTU <input type="checkbox"/> Staffing; cardiac team <input type="checkbox"/> Burn out syndrome <input type="checkbox"/> Nurse's role in the management of I.C.C.U and ICTU. <input type="checkbox"/> Mobile coronary care unit. <input type="checkbox"/> Planning inservice educational programme and teaching

1. Arterial blood gas analysis
2. Thoracentesis
3. Lung biopsy
4. Computer assisted tomography (CAT Scan)
5. M.R.I.
6. Pulmonary angiography
7. Bronchoscopy
8. Pulmonary function test
9. ET tube insertion
10. Tracheostomy tube insertion
11. Cardiac catheterisation
12. Angiogram
13. Defibrillation
14. Treadmill test

I. Procedures Assisted

1. Echo cardiogram
2. Ultrasound
3. Monitoring JVP, CVP
4. CT SCAN
5. MRI
6. Pet SCAN
7. Angiography
8. Cardiac catheterisation
9. Angioplasty
10. Various Surgeries
11. Any other


Procedures Observed


Essential Nursing Skills

S.No.	Deptt/ Unit	No. of Week	Total Hours
1	Cardio thoracic -Medical	4	120 Hours
	-Surgical	4	120 Hours
2.	OTs (Cardiac and thoracic)	4	120 Hours
3.	Casualty	2	60 Hours
4.	Diagnostic labs including cath lab	2	60 Hours
5.	ICCU	4	120 Hours
6.	ICU	4	120 Hours
7.	CCU	4	120 Hours
8.	Paediatric Intensive	2	60 Hours
9.	OPD	2	60 Hours
	Total	32 Weeks	960 Hours

Total - 960 Hours
1 Weeks = 30 Hours

Practicals



1. Preparation of assessment tool for CT client (Cardiac, thoracic and vascular).
2. ECG - Recording, Reading, Identification of abnormalities
3. Oxygen therapy - Cylinder, central supply, Catheter, nasal cannula, mask, tent Through ET and Tracheostomy tube Manual resuscitation bag
4. Mechanical ventilation
Spirometer
5. Tuberculin skin test
6. Aerosol therapy
7. Nebulizer therapy
8. Water seal drainage
9. Chest physiotherapy including - Breathing Exercises
Coughing Exercises
Percussion & Vibration
10. Suctioning - Oropharyngeal, nasotracheal, Endotracheal
Through tracheostomy tube
11. Artificial airway cuff maintenance
CPR
12. Care of client on ventilator
13. Identification of different - Arrhythmias
14. Abnormal pulses, respirations
15. B.P. Variation
Heart sounds
Breath sounds
16. Pulse oxymetry
17. Introduction of intracath
18. Bolus I.V. Injection
19. Life line
20. Maintenance of "Heblock"
21. Subcutaneous of Heparin
22. Obtaining leg measurements to detect early swelling in thrombophlebitis
23. Identification of Homans signs
24. Buerger - Allen exercises

II. Procedures Performed

15. Echo cardiography
16. Doppler ultrasound
17. Cardiac surgery
18. Insertion of chest tube
19. CVP Monitoring
20. Measuring pulmonary artery pressure by Swan-Ganz Catheter
21. Cardiac Pacing

CLINICAL SPECIALTY - II

MEDICAL SURGICAL NURSING - CRITICAL CARE NURSING

Placement: II Year

Hours of instruction
Theory: 150 hours
Practical: 950 hours
Total : 1100 hours


Course Description

This course is designed to assist students in developing expertise and in-depth knowledge in the field of Critical care Nursing. It will help students to develop advanced skills for nursing intervention in caring for critically ill patients. It will enable the student to function as critical care nurse/practitioner/ specialist. It will further enable the student to function as educator, manager and researcher in the field of Critical Care Nursing.

Objectives

At the end of the course the students will be able to

1. Appreciate trends and issues related to Critical Care Nursing.
2. Describe the epidemiology, etiology, pathophysiology and diagnostic assessment of critically ill patients
3. Describe the various drugs used in critical care and nurses responsibility
4. Perform physical, psychosocial & spiritual assessment
5. Demonstrate advance skills/competence in managing critically ill patients including Advance Cardiac Life Support.
6. Demonstrate skill in handling various equipments/gadgets used for critical care
7. Provide comprehensive care to critically ill patients.
8. Appreciate team work & coordinate activities related to patient care.
9. Practice infection control measures.
10. Assess and manage pain .
11. Identify complications & take appropriate measures.
12. Discuss the legal and ethical issues in critical care nursing
13. Assist patients and their family to cope with emotional distress, spiritual, grief and anxiety
14. Assist in various diagnostic, therapeutic and surgical procedures
15. Incorporate evidence based nursing practice and identify the areas of research in the field of critical care nursing



[Handwritten signatures and initials]

Unit	Hours	Content
I	5	Introduction to Critical Care Nursing <input type="checkbox"/> Historical review- Progressive patient care (PPC) <input type="checkbox"/> Review of anatomy and physiology of vital organs, fluid and electrolyte balance <input type="checkbox"/> Concepts of critical care nursing <input type="checkbox"/> Principles of critical care nursing <input type="checkbox"/> Scope of critical care nursing <input type="checkbox"/> Critical care unit set up including equipments supplies, use and care of various type of monitors & ventilators <input type="checkbox"/> Flow sheets
II	10	Concept of Holistic care applied to critical care nursing practice <input type="checkbox"/> Impact of critical care environment on patients:- <ul style="list-style-type: none"> • Risk factors, Assessment of patients, Critical care psychosis, prevention & nursing care for patients affected with psychophysiological & psychosocial problems of critical care unit, Caring for the patient's family, family teaching <input type="checkbox"/> The dynamics of healing in critical care unit:-therapeutic touch, Relaxation, Music therapy, Guided Imagery, acupressure <input type="checkbox"/> Stress and burnout syndrome among health team members
III	14	Review <input type="checkbox"/> Pharmacokinetics <input type="checkbox"/> Analgesics/Anti inflammatory agents <input type="checkbox"/> Antibiotics, antiseptics <input type="checkbox"/> Drug reaction & toxicity <input type="checkbox"/> Drugs used in critical care unit (inclusive of inotropic, life saving drugs) <input type="checkbox"/> Drugs used in various body systems <input type="checkbox"/> IV fluids and electrolytes <input type="checkbox"/> Blood and blood components <input type="checkbox"/> Principles of drug administration, role of nurses and care of drugs
IV	5	Pain Management <input type="checkbox"/> Pain & Sedation in Critically ill patients <input type="checkbox"/> Theories of pain, Types of pain, Pain assessment, Systemic responses to pain <input type="checkbox"/> pain management-pharmacological and non-pharmacological measures <input type="checkbox"/> Placebo effect

Course Content

16. Identify the sources of stress and manage burnout syndrome among health care providers.
17. Teach and supervise nurses and allied health workers.
18. Design a layout of ICU and develop standards for critical care nursing practice.

Handwritten signatures and initials at the top of the page.

Unit	Hours	Content
V	5	<p>Infection control in intensive care unit</p> <ul style="list-style-type: none"> □ Nosocomial infection in intensive care unit; methyl resistant staphylococcus aureus (MRSA), Disinfection, Sterilization, Standard safety measures, Prophylaxis for staff
VI	10	<p>Gastrointestinal System</p> <ul style="list-style-type: none"> □ Causes, Pathophysiology, Clinical types, Clinical features, diagnosis, Prognosis, Management: Medical, Surgical and Nursing management of: Acute Renal Failure, Chronic Renal Failure, Acute tubular necrosis, Bladder trauma □ Management Modalities: Hemodialysis, Peritoneal Dialysis, Continuous Ambulatory Peritoneal Dialysis, Continuous arterio-venous hemodialysis, Renal Transplant,
VII	10	<p>Renal System</p> <ul style="list-style-type: none"> □ Causes, pathophysiology, Clinical types, Clinical features, diagnosis, Prognosis, Management: Medical, Surgical and Nursing management of: Common Neurological Disorders: Cerebrovascular disease, Cerebrovascular accident, Seizure disorders, GuillainBarre-Syndrome, Myasthenia Gravis, Coma, Persistent vegetative state, Encephalopathy, Head injury, Spinal Cord injury □ Management Modalities: Assessment of Intracranial pressure, Management of intracranial hypertension, Craniotomy □ Problems associated with neurological disorders: Thermo regulation, Unconsciousness, Herniation syndrome
VIII	10	<p>Nervous System</p> <ul style="list-style-type: none"> □ Causes, pathophysiology, Clinical types, Clinical features, diagnosis, Prognosis, Management: Medical, Surgical and Nursing management of: Common Neurological Disorders: Cerebrovascular disease, Cerebrovascular accident, Seizure disorders, GuillainBarre-Syndrome, Myasthenia Gravis, Coma, Persistent vegetative state, Encephalopathy, Head injury, Spinal Cord injury □ Management Modalities: Assessment of Intracranial pressure, Management of intracranial hypertension, Craniotomy □ Problems associated with neurological disorders: Thermo regulation, Unconsciousness, Herniation syndrome
IX	5	<p>Endocrine System</p> <ul style="list-style-type: none"> □ Causes, Pathophysiology, Clinical types, Clinical features, diagnosis, Prognosis, Management: Medical, Surgical and Nursing Management of: Hypoglycemia, Diabetic Ketoacidosis, Thyroid crisis, Myxedema, Adrenal crisis, Syndrome of Inappropriate/ hypersecretion of Antidiuretic Hormone (SIADH)
X	15	<p>Management of other Emergency Conditions</p> <ul style="list-style-type: none"> □ Mechanism of injury, Thoracic injuries, Abdominal injuries, pelvic fractures, complications of trauma, Head injuries □ Shock: Shock syndrome, Hypovolemic, Cardiogenic, Anaphylactic, Neurogenic and Septic shock □ Systemic inflammatory Response: The inflammatory response, Multiple organ dysfunction syndrome □ Disseminated Intravascular Coagulation □ Drug Overdose and Poisoning, □ Acquired Immunodeficiency Syndrome (AIDS)

73
 [Handwritten signatures and initials]

Content	Hours	Unit
<ul style="list-style-type: none"> <input type="checkbox"/> Ophthalmic: Eye injuries, Glaucoma, retinal detachment <input type="checkbox"/> Ear Nose Throat: Foreign bodies, stridor, bleeding, quincy, acute allergic conditions <input type="checkbox"/> Psychiatric emergencies, suicide, crisis intervention 		
<p style="text-align: center;">Cardiovascular emergencies</p> <ul style="list-style-type: none"> <input type="checkbox"/> Principles of Nursing in caring for patient's with Cardiovascular disorders <input type="checkbox"/> Assessment: Cardiovascular system: Heart sounds, Diagnostic studies:- Cardiac enzymes studies, Electrocardiographic monitoring, Holter monitoring, Stress test, Echo cardiography, Coronary angiography, Nuclear medicine studies <input type="checkbox"/> Causes, Pathophysiology, Clinical types, Clinical features, Diagnostic Prognosis, Management : Medical, Surgical & Nursing management of:-Hypertensive crisis, Coronary artery disease, Acute Myocardial infarction, Cardiomyopathy, Deep vein thrombosis, Valvular diseases, Heart block, Cardiac arrhythmias & conduction disturbances, Aneurysms, Endocarditis, Heart failure <input type="checkbox"/> Cardio pulmonary resuscitation BCLS/ ACLS <input type="checkbox"/> Management Modalities: Thrombolytic therapy, Pacemaker - temporary & permanent, Percutaneous transluminal coronary angioplasty, Cardioversion, Intra Aortic Balloon pump monitoring, Defibrillations, Cardiac surgeries, Coronary Artery Bypass Grafts (CABG/MICAS), Valvular surgeries, Heart Transplantation, Autologous blood transfusion, Radiofrequency Catheter Ablation 	20	XI
<p style="text-align: center;">Respiratory System</p> <ul style="list-style-type: none"> <input type="checkbox"/> Acid-base balance & imbalance <input type="checkbox"/> Assessment : History & Physical Examination <input type="checkbox"/> Diagnostic Tests:Pulse Oximetry, End -Tidal Carbon Dioxide Monitoring, Arterial blood gas studies, chest radiography, pulmonary Angiography, Bronchoscopy, Pulmonary function Test, Ventilation perfusion scan, Lung ventilation scan <input type="checkbox"/> Causes Pathophysiology, Clinical types, Clinical features, Prognosis, Management: Medical, Surgical and Nursing management of Common pulmonary disorders:-Pneumonia, Status asthmaticus, interstitial drug disease, Pleural effusion, Chronic obstructive pulmonary disease, Pulmonary tuberculosis, Pulmonary edema, Atelectasis, Pulmonary embolism, Acute respiratory failure, Acute respiratory distress syndrome (ARDS), Chest Trauma Haemothorax, Pneumothorax <input type="checkbox"/> Management Modalities:-Airway Management <input type="checkbox"/> Ventilatory Management:-Invasive, non -invasive, long term mechanical ventilations <input type="checkbox"/> Bronchial Hygiene:-Nebulization, deep breathing exercise, chest physiotherapy, postural drainage, Inter Costal Drainage, Thoracic surgeries 	15	XII

Handwritten signatures and initials at the top of the page.

Unit	Hours	Content
XIII	7	<p>Burns</p> <ul style="list-style-type: none"> <input type="checkbox"/> Clinical types, classification, pathophysiology, clinical features, assessment, diagnosis, prognosis, Management: Medical, Surgical & Nursing management of burns <input type="checkbox"/> Fluid and electrolyte therapy – calculation of fluids and its administration <input type="checkbox"/> Pain management <input type="checkbox"/> Wound care <input type="checkbox"/> Infection control <input type="checkbox"/> Prevention and management of burn complications <input type="checkbox"/> Grafts and flaps <input type="checkbox"/> Reconstructive surgery <input type="checkbox"/> Rehabilitation
XIV	5	<p>Obstetrical Emergencies</p> <ul style="list-style-type: none"> <input type="checkbox"/> Causes, Pathophysiology, Clinical types, clinical features, diagnostic Prognosis, Management: Medical, Surgical and Nursing management of: Antepartum haemorrhage, Preeclampsia, eclampsia, Obstructed labour and ruptured uterus, Post partum haemorrhage, Periperal sepsis, Obstetrical shock
XV	10	<p>Neonatal Paediatric emergencies</p> <ul style="list-style-type: none"> <input type="checkbox"/> Causes, pathophysiology, Clinical types, Clinical features, diagnostic, Prognosis, Management: medical, surgical and Nursing management of <ul style="list-style-type: none"> • Neonatal emergencies Asphyxia Neonatorum, Pathological Jaundice in Neonates, Neonatal seizures, Metabolic disorders, Intra cranial Hemorrhage, Neonatal Sepsis, RDS/HMD (Respiratory Distress Syndrome/Hyaline Membrane Disease), Congenital disorders:- <ul style="list-style-type: none"> • Cyanotic heart disease, tracheo oesophageal fistula, congenital hypertropic pyloric stenosis, imperforate anus • Pediatric emergencies <input type="checkbox"/> Dehydration, Acute broncho pneumonia, Acute respiratory distress syndrome, Poisoning, Foreign bodies, seizures, traumas, Status asthmaticus
XVI	2	<p>Legal and ethical issues in critical care-Nurse's role</p> <ul style="list-style-type: none"> <input type="checkbox"/> Brain death <input type="checkbox"/> Organ donation & Counselling <input type="checkbox"/> Do Not Resuscitate(DNR) <input type="checkbox"/> Euthanasia <input type="checkbox"/> Living will
XVII	2	<p>Quality assurance</p> <ul style="list-style-type: none"> <input type="checkbox"/> Standards, Protocols, Policies, Procedures <input type="checkbox"/> Infection control; Standard safety measures <input type="checkbox"/> Nursing audit <input type="checkbox"/> Staffing <input type="checkbox"/> Design of ICU/CCU

Handwritten signatures and the number 75.

1. Advanced life support system
2. Basic cardiac life support
3. Arterial line/arterial pressure monitoring/blood taking
4. Arterial blood gas
5. ECG recording
6. Blood transfusion
7. IV cannulation therapy
8. Arterial Catheterization
9. Chest tube insertion
10. Endotracheal intubations
11. Ventilation

II. Procedures Assisted

1. CT Scan
2. MRI
3. ECG
4. Hemodialysis
5. Endoscopic Retrograde cholangio Pancreatocogram(ERCP)
6. Heart/ Neuro/GI/ Renal Surgeries

I. Procedures Observed

ESSENTIAL CRITICAL CARE NURSING SKILLS

S.No.	Dept./Unit	No. of Week	Total
3	Burns ICU	2	60 Hours
5	Medical ICU	8	240 Hours
6	Surgical ICU	12	360 Hours
9	CCU	2	60 Hours
10	Emergency Department	3	90 Hours
12	Dialysis Unit	1	30 Hours
13	Transplant Room	2	60 Hours
14	Paediatric/ NICU	2	60 Hours
		32 Weeks	960 Hours

Total = 960 Hours
1 Week = 30 Hours

Practical

76

IV Other Procedures:

- 13. Setting, use & maintenance of basic equipment, ventilator, O2 analyzer, monitoring equipment, transducers, defibrillator, infusion & syringe pumps, centrifuge machine.
- 12. Collection of specimen.
- 11. Hand washing, disinfection & sterilization surveillance, and fumigation universal precautions.
- 10. Procedures for prevention of infections: Setting up dialysis machine and starting, monitoring and closing dialysis
- 9. Administration of drugs: IM, IV injection, IV cannulation & fixation of infusion pump, calculation of dosages, use of insulin syringes/ tuberculin, monitoring fluid therapy, blood administration.
- 8. Assessment of patient for alteration in blood sugar levels monitoring blood sugar levels periodically & administering insulin periodically.
- 7. Nutritional needs – gastrostomy feeds, pharyngeal feeds, jejunostomy feeds, TPN, formula preparation & patient education.
- 6. Admission & discharge of critically ill patients
- 5. Identification & assessment of risk factors, Glasgow coma scale, and dolls eye movement, arterial pressure monitoring, cardiac output/pulmonary artery pressure monitoring, and detection of life threatening abnormalities
- 4. Assessment of critically ill patients
- 3. Gastric lavage
- 2. Monitoring of critically ill patients – clinically with monitors, capillary refill time (CRT) assessment of jaundice, ECG.
- 1. Cardiopulmonary resuscitation, Basic cardiac life support, ECG
- a. Airway management
- b. Application of oropharyngeal airway
- c. Oxygen therapy
- d. CPAP (Continuous Positive Airway pressure)
- e. Care of tracheostomy
- f. Endotracheal extubation

III. Procedure Performed

- 13. Insertion of central line/cvp line
- 12. Connecting lines for dialysis

CLINICAL SPECIALTY-II

MEDICAL SURGICAL NURSING-ONCOLOGY NURSING

Placement : II Year


Hours of Instruction
Theory : 150 hours
Practicals : 950 hours
Total : 1100 hours

Course Description

This course is designed to assist students in developing expertise and in-depth understanding in the field of oncology Nursing. It will help students to develop advanced skills for nursing intervention in various oncological conditions. It will enable the student to function as oncology nurse practitioner/specialist and provide quality care. It will further enable the student to function as educator, manager, and researcher in the field of oncology nursing

Objectives

1. Explain the prevention, screening and early detection of cancer
2. Describe the epidemiology, etiology, pathophysiology and diagnostic assessment of oncological disorders of various body systems
3. Describe the psychosocial effects of cancer on patients and families.
4. Demonstrate skill in administering/assisting in various treatment modalities used for patients with cancer
5. Apply nursing process in providing holistic care to patients with cancer.
6. Apply specific concepts of pain management
7. Appreciate the care of death and dying patients and value of bereavement support.
8. Describe the philosophy, concept and various dimensions of palliative care
9. Appreciate the role of alternative systems of medicine in care of cancer patients
10. Appreciate the legal & ethical issues relevant to oncology nursing
11. Recognize and manage Oncological emergencies
12. Counsel the patients with cancer and their families
13. Incorporate evidence based nursing practice and identify the areas of research in the field of oncology nursing
14. Recognize the role of oncology nurse practitioner as a member of oncology team
15. Collaborate with other agencies and utilize resources in caring for cancer patients.

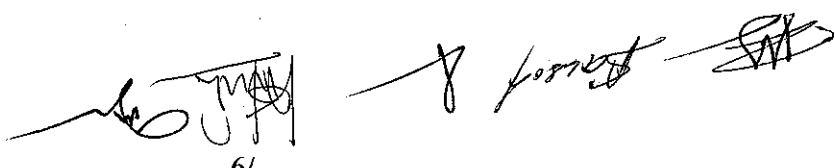

77

16. Teach and supervise nurses and allied health workers.
17. Design a layout and develop standards for management of oncology units/hospitals and nursing care.

Content outline

Unit	Hours.	Content
I	4	<p>Introduction</p> <ul style="list-style-type: none"> □ Epidemiology-Incidence, Prevalence – Global, National, State and Local □ Disease burden, concept of cancer, risk factors □ Historical perspectives □ Trends and issues □ Principles of cancer management □ Roles and responsibilities of oncology nurse
II	5	<p>The Nature of Cancer</p> <ul style="list-style-type: none"> □ Normal cell biology □ The immune system □ Pathological and pathophysiological changes in tissues • Biology of the cancer cell • Clone formation Transformation • Tumor stem lines • Structure of a solid tumor • Products produced by the tumor • Systemic effects of tumor growth
III	4	<p>Etiology of Cancer</p> <ul style="list-style-type: none"> □ Carcinogenesis, □ Theories of cancer causation □ Risk factors □ Carcinogens – genetic factors, chemical carcinogens, radiation, viruses, immune system failure, rapid tissue proliferation □ Hormone changes, diet, emotional factors.
IV	10	<p>Diagnostic Evaluation</p> <ul style="list-style-type: none"> □ Health assessment: History taking, physical examination, Staging and grading of tumors, □ TNM Classification □ Common diagnostic tests • Blood investigation: Haematological, Bio-chemical, Tumor markers, Hormonal assay • Cytology: Fine needle aspiration cytology(FNAC) • Histopathology: Biopsy • Radiological assessment: MRI, Ultrasound, Computed tomography, Mammography, Positron emission tomography(PET), Radio nuclide imaging, Functional metabolism imaging • Endoscopies <p>Nurses responsibilities in diagnostic measures</p>

[Handwritten signatures and scribbles]



Unit	Hours.	Content
V	10	<p>Levels of prevention and care</p> <ul style="list-style-type: none"> □ Primary prevention – Guidelines for cancer detection, general measures, Warning signs of cancer, □ Self examination-Oral, Breast, Testicular □ Secondary prevention – early diagnosis. □ Screening □ Tertiary prevention – disability limitation, □ Rehabilitation: Mobility, Speech, Bowel and bladder, Ostomies etc □ Patient and family education, □ Discharge instruction, follow-up care and use of community resources.
VI	25	<p>Cancer Treatment Modalities and Nurse's Role</p> <ul style="list-style-type: none"> □ Surgery <ul style="list-style-type: none"> • Principles of surgical oncology • Current surgical strategy, • Determining surgical risk • Special surgical techniques • Pre-intra-postoperative nursing care • Acute and chronic surgical complications • Future directions and advances □ Chemotherapy <ul style="list-style-type: none"> • Principles and classification of chemotherapeutics • Pharmacology of antineoplastic drugs- Mechanism of action, Absorption, protein binding, Bio-transformation, excretion, common side effects, drug toxicity • Calculating drug doses, • Therapeutic response to chemotherapy-Tumor variables, drug resistance, Safety precautions □ Radiation Therapy <ul style="list-style-type: none"> • Physics of radiotherapy • Types of ionizing rays • Radiation equipments: Linear accelerator, cobalt, Implants, isotopes, • Types of therapies: Oral, Brachy therapy, tele therapy, electron therapy • Effects of radiation on the body tissue, • Radiation biology – cell damage hypoxic cells, alteration of tumor kinetics. • Approaches to radiation therapy – External radiotherapy Internal radiotherapy – unsealed, Sealed sources. • Effectiveness of radiotherapy-Radiosensitivity, treatment effects • Complications of radiotherapy • Radiation safety: Standards of Bhabha Atomic Research Centre(BARC)

Handwritten signatures and initials at the top of the page.

Unit	Hours.	Content
VIII	5	<p>Palliative care</p> <ul style="list-style-type: none"> <input type="checkbox"/> Definition and scope, philosophy <input type="checkbox"/> Concept and elements of palliative care <input type="checkbox"/> Global and Indian perspective of palliative care <input type="checkbox"/> Quality of life issues <input type="checkbox"/> Communication skill <input type="checkbox"/> Nursing perspective of palliative care and its elements <input type="checkbox"/> Home care <input type="checkbox"/> Hospice care <p>Role of nurse in palliative care</p>
VII	10	<p>Pain management:- Theories, types and</p> <ul style="list-style-type: none"> <input type="checkbox"/> Nature of cancer pain <input type="checkbox"/> Pathophysiology of pain <input type="checkbox"/> Pain threshold <input type="checkbox"/> Principles of cancer pain control <input type="checkbox"/> Pharmacological: Opioid and non-opioid analgesic therapy <input type="checkbox"/> Patient controlled analgesia(PCA) <input type="checkbox"/> Other invasive techniques of pain control <input type="checkbox"/> Recent developments in Cancer pain <input type="checkbox"/> Non- Pharmacological pain relief techniques- <ul style="list-style-type: none"> • Complementary therapies(Music, massage, meditation, relaxation techniques, biofeedback etc) • Psychological intervention in pain control • Alternative system of medicines <p>Role of nurse</p>
		<ul style="list-style-type: none"> <input type="checkbox"/> Bone Marrow Transplantation/Stem Cell Transplantation <ul style="list-style-type: none"> • Types, indications, transplantation procedure, complications and nursing management • Types and donor sources • Preparation and care of donor and recipient • Bone marrow bank • Legal and ethical issues <input type="checkbox"/> Immunotherapy (Biotherapy) <ul style="list-style-type: none"> • Concepts and principles • Classification of agents • Treatment and applications <input type="checkbox"/> Gene Therapy <ul style="list-style-type: none"> • Current Concepts and practices <input type="checkbox"/> Alternative and Complementary Therapies <ul style="list-style-type: none"> • Current practices

Handwritten signatures and the number 81 at the top of the page.

Unit	Hours.	Content
IX	2	<ul style="list-style-type: none"> □ Infection control: <ul style="list-style-type: none"> • Process of infection, risk of hospitalization, nosocomial infections- prevention and control of infection in acute, long term care facility and community based care • Standard safety measures
X	30	<p>Nursing Care of Patients With Specific Malignant Disorders</p> <ul style="list-style-type: none"> □ Malignancies of G.I. system-oral, oesophagus, stomach, rectal, liver & pancreas, care of ostomies/stoma □ Respiratory malignancies □ Genito urinary system malignancies- prostate Bladder, renal testicular malignancies, □ Gynecological malignancies-cervix, uterus, ovary □ Hematological malignancies-Lymphomas, Leukemias. □ Malignancies of musculoskeletal system □ Endocrine malignancies □ Skin □ Head and Neck- brain tumors □ Other malignancies – Breast cancer, AIDS related Malignancies (Kaposi's Sarcoma)
XI	10	<p>Paediatric malignancies</p> <ul style="list-style-type: none"> □ Leukemia, Lymphoma, Neuro-blastoma □ Wilm's tumor, Soft tissue sarcoma, Retinoblastoma □ Nursing Management of children with Paediatric Malignancies
XII	15	<p>Nursing Management of Physiological Conditions and Symptoms Of Cancer Patient</p> <ul style="list-style-type: none"> □ Nutrition: - effects of cancer on nutritional Status and its consequences:-Anemia, Cachexia, Xerostomia, mucositis, Dysphagia , nausea and vomiting, constipation, diarrhoea, electrolyte imbalances, taste alterations □ Impaired mobility: Decubitus ulcer, pathologic fractures, thrombophlebitis, pulmonary embolism, contractures, footdrop <p>Other symptoms</p> <ul style="list-style-type: none"> □ Dyspepsia & hiccup, dyspnoea □ intestinal obstruction, □ Fungating wounds □ Anxiety & depression, insomnia □ Lymph edema <p>Impact of cancer on sexuality:</p> <ul style="list-style-type: none"> □ Effects of radiotherapy/ chemotherapy/ surgery on sexuality of the cancer patient □ Nursing management of cancer patients experiencing sexual dysfunction □ Sexual counseling

82

Content	Hours.	Unit
<p>Cancer Emergencies</p> <ul style="list-style-type: none"> <input type="checkbox"/> Disseminated intravascular coagulation(DIC), <input type="checkbox"/> Malignant pleural effusion <input type="checkbox"/> Neoplastic cardiac tamponade and septic shock spinal cord compression <input type="checkbox"/> Superior venaacava syndrome <input type="checkbox"/> Metabolic emergency: hyper and hypo calcemia <input type="checkbox"/> Surgical emergency <input type="checkbox"/> Urological emergency <input type="checkbox"/> Hemorrhage <input type="checkbox"/> Organ obstruction <input type="checkbox"/> Brain metastasis <input type="checkbox"/> Nurses role in managing oncologic emergencies 	10	XIII
<p>Psycho-Social Aspects of Nursing Care</p> <ul style="list-style-type: none"> <input type="checkbox"/> Psychological responses of patients with cancer <input type="checkbox"/> Psychosocial assessment - <input type="checkbox"/> Crisis intervention, coping mechanisms <input type="checkbox"/> Stress management, spiritual/cultural care and needs <input type="checkbox"/> Counseling: individual and family <input type="checkbox"/> Maximizing quality of life of patient and family <p>Ethical, moral and legal issues-</p> <ul style="list-style-type: none"> <input type="checkbox"/> End of life care <input type="checkbox"/> Grief and grieving process <input type="checkbox"/> Bereavement support <input type="checkbox"/> Care of Nurses who care for the dying. 	8	XIV
<p>Layout and Design of an oncology institution/ ward, OPD, chemotherapy unit, Bone marrow transplantation unit, Pain clinic etc</p> <ul style="list-style-type: none"> <input type="checkbox"/> Practice Standards of oncology nursing <input type="checkbox"/> Policies and Procedures <input type="checkbox"/> Establishing Standing orders and Protocols <input type="checkbox"/> Nursing audit <p>Quality Assurance Programme in oncology units</p>	2	XV

Clinical Experience






S. No.	Deptt./ Unit	No. of week	Total Hours
1	Medical Oncology ward	6	180 Hours
2	Surgical Oncology ward	6	180 Hours
3	Bone marrow transplantation Unit	2	60 Hours
4	Operation Theatre	2	60 Hours
5	Radiotherapy Unit	2	60 Hours
6	Chemotherapy Unit	4	120 Hours
7	Out patient department and pain clinic	2	60 Hours
8	Pediatric Oncology ward	2	60 Hours
9	Palliative Care ward	2	60 Hours
10	Community oncology	2	60 Hours
11	Hospice	1	30 Hours
12	Other field visits	1	30 Hours
	Total	32 weeks	960 Hours

Procedures Observed

1. CT Scan
2. MRI
3. PET Scan(Positron Emission Tomography)
4. Ultra sound
5. Mammography
6. Radio Nuclide Imaging
7. Bone Scan
8. Thyroid Function Test
9. Functional and Metabolic Imaging
10. Transportation of radioactive materials
11. Others

Procedures Assisted

1. IV cannulation - Open method
2. Chemotherapy
3. Radiotherapy - Brachytherapy - Low Density Radiation, High Density Radiation.
4. Interstitial implantation
5. Bio-therapy and Gene therapy
6. Teletherapy - Treatment planning
7. Bone marrow aspiration and biopsy
8. Biopsy - tissue
9. FNAC - Fine Needle Aspiration Cytology and biopsy

84

1. Alternative therapies

(As per the institutional protocol):

Other procedures

- 1. Screening for cancer
- 2. Assessment of pain
- 3. Assessment of Nutritional status
- 4. Care of Tracheostomy
- 5. Endotracheal intubation
- 6. Gastric gavage
- 7. Pap smear
- 8. IV cannulation
- 9. Care of surgical flaps
- 10. Care of ostomies
- 11. Blood transfusion and component therapy
- 12. Counseling
- 13. Practice standard safety measures
- 14. Care of dead body and mortuary formalities

Procedure Performed

- 10. Advance Cardiac life support
- 11. Endotracheal intubation
- 12. Defibrillation Ventilation
- 13. Tracheostomy
- 14. Thoracentesis
- 15. Paracentesis
- 16. Lumbar Puncture
- 17. Arterial Blood Gas
- 18. Nerve Block
- 19. Chest tube insertion
- 20. Intercostal drainage
- 21. CVP monitoring

CLINICAL SPECIALTY - II

MEDICAL SURGICAL NURSING-NEUROSCIENCES NURSING

Placement : II Years

Hours of Instruction
Theory - 150 Hours
Practical- 950 Hours
Total : 1100 Hours

Course Description

This course is designed to assist students in developing expertise and in-depth knowledge in the field of neurology and neurosurgical Nursing. It will help students to develop advanced skills for nursing intervention in caring for patients with neurological and neurosurgical disorders. It will enable the student to function as neuroscience nurse practitioner/ specialist. It will further enable the student to function as educator, manager and researcher in the field of neurology and neurosurgical Nursing.

Objectives

At the end of the course the students will be able to

1. Appreciate trends and issues related to neurology and neurosurgical Nursing.
2. Review the anatomy and physiology of nervous system
3. Describe the epidemiology, etiology, pathophysiology and diagnostic assessment of patients with neurological and neurosurgical disorders
4. Perform neurological assessment and assist in diagnostic procedures
5. Describe the concepts and principles of neuroscience nursing
6. Describe the various drugs used in neurosciences and nurses responsibility
7. Assist in various therapeutic and surgical procedures in neuroscience nursing
8. Demonstrate advance skills/competence in managing patients with neurological and neurosurgical disorder following nursing process approach
9. Identify psychosocial problems of patients with disabilities and assist patients and their family to cope with emotional distress, spiritual, grief and anxiety
10. Participate in preventive, promotive and rehabilitative services for neurological and neurosurgical patients.
11. Explain the legal and ethical issues related to brain death, organ transplantation and practice of neuroscience nursing
12. Incorporate evidence based nursing practice and identify the areas of research in the field of neuroscience nursing

[Handwritten signatures and marks at the top of the page]

Handwritten signatures and initials at the top of the page.

Unit	Hours	Content
I	5	<p>Introduction</p> <ul style="list-style-type: none"> □ Introduction to neuroscience (neurological and neurosurgical) nursing • History-Development in neurological and neurosurgical nursing, Service & education • Emerging trends and issues in neurology and neuro surgery and its implication to nursing. • neurological and neurosurgical problems – Concepts, principles and nursing perspectives • Ethical and legal issues • Evidence based nursing and its application in neurological and neurosurgical nursing
II	5	<p>Epidemiology</p> <ul style="list-style-type: none"> □ Major health problems- Risk factors associated with neurological conditions- Hereditary, Psychosocial factors, smoking, alcoholism, dietary habits, cultural and ethnic considerations, occupational and infections. □ Health promotion, disease prevention, life style modification and its implications to nursing <p>Alternate system of medicine/complementary therapies</p>
III	10	<p>Review of Anatomy and physiology</p> <ul style="list-style-type: none"> □ Embryology □ Structure and functions of Nervous system- CNS, ANS, cerebral circulation, cranial and spinal nerves and reflexes, motor and sensory functions □ Sensory organs

Course Content

13. Organise and conduct inservice education program for nursing personnel.
14. Develop standards of care for quality assurance in neuroscience nursing practice
15. Identify the sources of stress and manage burnout syndrome among health care providers.
16. Teach and supervise nurses and allied health workers.
17. Plan and develop physical layout of neuro intensive care unit

87

Unit	Hours	Content
IV	15	<p>Assessment and diagnostic measures</p> <ul style="list-style-type: none"> □ Assessment • History taking • Physical assessment, psychosocial assessment • Neurological assessments, Glasgow coma scale interpretation & its relevance to nursing. • Common assessment abnormalities □ Diagnostic measures <ul style="list-style-type: none"> • Cerebro spinal fluid analysis • Radiological studies-Skull and spine X-ray Cerebral Angiography, CT Scan, Single Photon Emission Computer Tomography(SPECT), MRI (Magnetic Resonance Imaging), MRA, MRS, Functional MRI, Myelography, PET (Positron Emission Test), Interventional radiology. • Electorgraphic studies- Electro encephalography, MEG, EMG, video EEG, • Nerve conduction studies-Evoked potentials, visual evoked potentials, brain stem auditory evoked potentials, somatosensory evoked potentials • Ultrasound studies-Carotid duplex, transcranial Doppler sonography, • Immunological studies • Biopsies – muscle, nerve and Brain. <p>Interpretation of diagnostic measures</p> <p>Nurse's role in diagnostic tests</p>
V	5	<p>Meeting Nutritional needs of neurological patients</p> <ul style="list-style-type: none"> □ Basic nutritional requirements □ Metabolic changes following injury and starvation □ Nutritional assessment □ Common neurological problems that interfere with nutrition and strategies for meeting their nutritional needs □ Special metabolic and electrolyte imbalances □ Chronic fatigue syndrome
VI	5	<p>Drugs used in neurological and neurosurgical disorders</p> <ul style="list-style-type: none"> □ Classification □ Indications, contraindications, actions and effects, toxic effects <p>Role of nurse</p>

Handwritten signatures and initials at the top of the page.

Content	Hours	Unit
<p>Traumatic conditions.</p> <ul style="list-style-type: none"> □ Causes, pathophysiology, Clinical types, Clinical features, diagnosis, Prognosis, Management: medical, surgical and Nursing management of • Cranio cerebral injuries. • Spinal & Spinal cord injuries. • Peripheral nerve injuries. • Unconsciousness 	10	VII
<p>Cerebro vascular disorders.</p> <ul style="list-style-type: none"> □ Causes, pathophysiology, Clinical types, Clinical features, diagnosis, Prognosis, Management: medical, surgical and Nursing management of • Stroke & arterio venous thrombosis. • Haemorrhagic embolus. • Cerebro vascular accidents. • Intracranial aneurysm. • Subarachnoid Haemorrhage. • Arterio venous fistula. • Brain tumours □ Diseases of cranial nerves; Trigeminal neuralgia, Facial palsy, Bulbar palsy. 	10	VIII
<p>Degenerating and demyelinating disorders</p> <ul style="list-style-type: none"> □ Causes, pathophysiology, Clinical types, Clinical features, diagnosis, Prognosis, Management: medical, surgical and Nursing management of • Motor neuron diseases. • Movement disorders- Tics, dystonia, chorea, wilson's disease, essential tremors • Dementia. • Parkinson's disease. • Multiple sclerosis. • Alzheimer's 	10	IX
<p>Neuro infections</p> <ul style="list-style-type: none"> □ Causes, pathophysiology, Clinical types, Clinical features, diagnosis, Prognosis, Management: medical, surgical and Nursing management of Neuro infections • Meningitis-types • Encephalitis. • Poliomyelitis. • Parasitic infections. • Bacterial infections • Neurosyphilis. • HIV & AIDS. • Brain abscess. 	10	X

Handwritten signatures and initials at the top of the page.

Content	Hours	Unit
<p>Pareoxysmal disorders.</p> <ul style="list-style-type: none"> Causes, pathophysiology, Clinical types, Clinical features, diagnosis, Prognosis, Management: medical, surgical and Nursing management of Epilepsy and seizures. Status epilepticus. Syncope. Menier's syndrome. Cephalgia. 	10	XI
<p>Developmental disorders.</p> <ul style="list-style-type: none"> Causes, pathophysiology, Clinical types, Clinical features, diagnosis, Prognosis, Management: medical, surgical and Nursing management of Hydrocephalus. Craniosynostosis. spina bifida- Meningocele, Meningocele encephalocele syringomyelia. Cerebro vascular system anomalies. Cerebral palsies. Down's syndrome 	10	XII
<p>Neuro muscular disorders.</p> <ul style="list-style-type: none"> Causes, pathophysiology, Clinical types, Clinical features, diagnosis, Prognosis, Management: medical, surgical and Nursing management of Polyneuritis - G B Syndrome. Muscular dystrophy. Myasthenia gravis. Trigeminal neuralgia. Bell's palsy. Menier's disease Carpal tunnel syndrome Peripheral neuropathies 	10	XIII
<p>Neoplasms - surgical conditions.</p> <ul style="list-style-type: none"> Causes, pathophysiology, Clinical types, Clinical features, diagnosis, Prognosis, Management: medical, surgical and Nursing management of Space occupying lesions -types Common tumors of CNS, 	5	XIV
<p>Other disorders</p> <ul style="list-style-type: none"> Causes, pathophysiology, Clinical types, Clinical features, diagnosis, Prognosis, Management: medical, surgical and Nursing management of Metabolic disorders- diabetes, insipidus, metabolic encephalopathy Sleep disorders Auto immune disorders- multiple sclerosis, inflammatory myopathies 	5	XV

Handwritten signatures and initials at the top of the page.

Content	Hours	Unit
<ul style="list-style-type: none"> □ Causes, pathophysiology, Clinical types, Clinical features, diagnostic, Prognosis, Management: medical, surgical and Nursing management of • Increased intracranial pressure • Unconscious • Herniation syndrome • Seizures • Severe head injuries • Spinal injuries • Cerebro vascular accidents 	10	XVI
<p>Rehabilitation.</p> <ul style="list-style-type: none"> □ Concept and Principles of Rehabilitation. □ Factors affecting quality of life and coping □ Rehabilitation in acute care setting, and following stroke, head injury and degenerative disorders of brain □ Physiotherapy. □ Counselling □ Care giver's role <p>Speech & Language.-Neurogenic communication disorders, Speech therapy</p>	5	XVII
<p>Ethical and legal issues in neuroscience nursing</p> <ul style="list-style-type: none"> □ Brain death and organ transplantation □ Euthanasia □ Negligence and malpractice □ Nosocomial infections 	5	XVIII
<ul style="list-style-type: none"> □ Quality assurance in neurological nursing practice □ Role of advance practitioner in neurological nursing □ Professional practice standards □ Quality control in neurologic nursing □ Nursing audit □ Neuro ICU • Philosophy, aims and objectives • Policies, staffing pattern, design and physical plan of neuro ICU • Team approach, functions • Psychosocial aspects in relation to staff and clients of neuro ICU, • In-service education 	5	XIX

Practical

Total = 960 Hours
1 week = 30 Hours

S.No.	AREA OF POSTING	No. of Week	Total Hours
1	O.P.D.	2	60
2	Casualty	2	60
3	Diagnostics	2	60
4	Neuro psychiatry	1	30
5	Neuro Medical wards	4	120
6	Paediatric Neuro ward	2	60
7	Neuro surgical wards	4	120
8	Head Injury ward	3	90
9	ICU- neuro medicine	4	120
10	I.C.U.- neuro surgical	4	120
11	Rehabilitation	2	60
12	Operation Theatre	2	60
	Total	32 Weeks	960 Hours

ESSENTIAL NEURO NURSING SKILLS

I. Procedures Observed

1. CT scan
2. MRI
3. PET
4. EEG
5. EMG
6. Sleep pattern studies/Therapy
7. Radiographical studies
8. Neuro surgeries
9. Nerve conduction studies
10. Ultrasound studies
11. Any other

II. Procedures Assisted






1. Advanced Cardiac life support
2. Lumbar Puncture
3. Biopsies - muscle, nerve and Brain
4. Arterial Blood Gas
5. ECG Recording
6. Blood transfusion
7. IV cannulation - open method

- 8. Endotracheal intubation
- 9. Ventilation
- 10. Tracheostomy
- 11. ICP monitoring
- 12. Gama Knife
- 13. Cereberal angiography
- 14. Myelography
- 15. Neuro surgeries

III. Procedures Performed:

- 1. Airway management
 - a. Application of Oro Pharyngeal Airway
 - b. Care of Tracheostomy
 - c. Conduct Endotracheal Intubation
 - d. use of AMBU bag, artificial respirators
 - e. Setting of Ventilators and Care of patients on ventilators
- 2. Cardio Pulmonary Resuscitation -Defibrillation
- 3. Neurological assessment -Glasgow coma scale
- 4. Gastric Lavage
- 5. IV Cannulation
- 6. Administration of emergency IV Drugs, fluid
- 7. Care of patients with incontinence, bladder training
- 8. Catheterization
- 9. Care of patients on traction related to the neurological conditions
- 10. Blood Administration.
- 11. Muscle strengthening exercises
- 12. Guidance and counseling
- 13. Monitoring - management and care of monitors.

IV. Other Procedures:






 92

CLINICAL SPECIALTY - II

MEDICAL SURGICAL NURSING- NEPHRO-UROLOGY NURSING

Placement : II Year

Hour of Instruction
Theory : 150 Hours
Practical : 950 Hours
Total : 1100 Hours


Course Description

This course is designed to assist students in developing expertise and in-depth understanding in the field of Nephro and urological Nursing. It will help students to develop advanced skills for nursing intervention in various nephro and urological conditions. It will enable the student to function as nephro and urology nurse practitioner/specialist and provide quality care. It will further enable the student to function as educator, manager, and researcher in the field of nephro and urology nursing

Objectives

At the end of the course the students will be able to:

1. Appreciate trends and issues related to **nephro and urological** nursing
2. Describe the epidemiology, etiology, pathophysiology and diagnostic assessment of **nephro and urological** conditions
3. Perform physical, psychosocial & spiritual assessment
4. Assist in various diagnostic, therapeutic and surgical interventions
5. Provide comprehensive nursing care to patients with **nephro and urological conditions**
6. Describe the various drugs used in **nephro and urological** conditions and nurses responsibility
7. Demonstrate skill in handling various equipments/gadgets used for patients with **nephro and urological** conditions
8. Appreciate team work & coordinate activities related to patient care.
9. Practice infection control measures.
10. Identify emergencies and complications & take appropriate measures
11. Assist patients and their family to cope with emotional distress, grief, anxiety and spiritual needs
12. Discuss the legal and ethical issues in **nephro and urological** nursing
13. Identify the sources of stress and manage burnout syndrome among health care providers



14. Appreciate the role of alternative system of medicine in the care of patient
15. Incorporate evidence based nursing practice and identify the areas of research in the field of **nephro and urological** nursing
16. Teach and supervise nurses and allied health workers.
17. Design a layout of kidney transplant unit and dialysis unit
18. Develop standards of nephro urological nursing practice

Course Content

Unit	Hours	Content
I	5	<p>Introduction</p> <ul style="list-style-type: none"> □ Historical development: trends and issues in the field of nephro and urological nursing. □ nephro and urological problems □ Concepts, principles and nursing perspectives □ Ethical and legal issues □ Evidence based nursing and its application in nephro and urological nursing (to be incorporated in all the units)
II	5	<p>Epidemiology</p> <ul style="list-style-type: none"> □ Major health problems- urinary dysfunction, urinary tract infections, Glomerular disorders, obstructive disorders and other urinary disorders □ Risk factors associated with nephro and urological conditions conditions- Hereditary, Psychosocial factors, smoking, alcoholism, dietary habits, cultural and ethnic considerations □ Health promotion, disease prevention, life style modification and its implications to nursing <p>Alternate system of medicine/ complementary therapies</p>
III	5	<p>Review of anatomy and physiology of urinary system</p> <ul style="list-style-type: none"> □ Embryology □ Structure and functions □ Renal circulation □ Physiology of urine formation □ Fluid and electrolyte balance □ Acid base balance □ Immunology specific to kidney
IV	20	<p>Assessment and diagnostic measures</p> <ul style="list-style-type: none"> □ History taking □ Physical assessment, psychosocial assessment □ Common assessment abnormalities- dysuria, frequency, enuresis, urgency, hesitancy, hematuria, pain, retention, burning on urination, pneumaturia, incontinence, nocturia, polyuria, anuria, oliguria, □ Diagnostic tests- urine studies, blood chemistry, radiological procedures- KUB, IVP, nephrotomogram, retrograde pyelogram, renal arteriogram, renalultrasound, CT scan, MRI, cystogram, renal







Content	Hours	Unit
Interpretation of diagnostic measures Nurse's role in diagnostic tests		
Renal immunopathy/Immunopathology <input type="checkbox"/> General Concept of immunopathology <input type="checkbox"/> Immune mechanism of glomerular vascular disease <input type="checkbox"/> Role of mediator systems in glomerular vascular disease	5	V
Urological Disorders and Nursing Management <input type="checkbox"/> Etiology, clinical manifestations, diagnosis, prognosis, related pathophysiology, medical, surgical and nursing management of <input type="checkbox"/> Urinary tract infections- pyelonephritis, lower urinary tract infections, <input type="checkbox"/> Disorders for ureters, bladder and urethra <input type="checkbox"/> Urinary tract infections- <input type="checkbox"/> Urinary dysfunctions - urinary retention, urinary incontinence, urinary reflux, <input type="checkbox"/> Bladder disorders- neoplasms, calculi, neurogenic bladder, trauma, congenital abnormalities <input type="checkbox"/> Benign prostatic hypertrophy(BPH) <input type="checkbox"/> Ureteral disorders: ureteritis, ureteral trauma, congenital anomalies of ureters <input type="checkbox"/> Urethral disorders- tumours, trauma, congenital anomalies of ureters,	15	VI
Glomerular disorders and nursing management <input type="checkbox"/> Etiology, clinical manifestations, diagnosis, prognosis, related pathophysiology, medical, surgical and nursing management of <input type="checkbox"/> Glomerularo nephritis- chronic, acute, nephritic syndrome <input type="checkbox"/> Acute Renal failure and chronic renal failure. <input type="checkbox"/> Renal calculi <input type="checkbox"/> Renal tumours- benign and malignant <input type="checkbox"/> Renal trauma <input type="checkbox"/> Renal abscess <input type="checkbox"/> Diabetic nephropathy <input type="checkbox"/> Vascular disorders <input type="checkbox"/> Renal tuberculosis <input type="checkbox"/> Polycystic <input type="checkbox"/> Congenital disorders <input type="checkbox"/> Hereditary renal disorders	25	VII
Management of Renal emergencies <input type="checkbox"/> Anuria <input type="checkbox"/> Acute Renal failure <input type="checkbox"/> Poisoning <input type="checkbox"/> Trauma <input type="checkbox"/> Urine retention	10	VIII

[Handwritten signature]

[Handwritten signature]

Unit	Hours	Content
		<ul style="list-style-type: none"> <input type="checkbox"/> Acute graft rejection <input type="checkbox"/> Hematuria <input type="checkbox"/> Nurse's role
IX	10	<ul style="list-style-type: none"> <input type="checkbox"/> Drugs used in urinary disorders <input type="checkbox"/> Classification <input type="checkbox"/> Indications, contraindications, actions and effects, toxic effects <input type="checkbox"/> Role of nurse
X	10	<ul style="list-style-type: none"> <input type="checkbox"/> Dialysis- Historical, types, Principles, goals <input type="checkbox"/> Hemodialysis- vascular access sites- temporary and permanent <ul style="list-style-type: none"> • Peritoneal dialysis <input type="checkbox"/> Dialysis Procedures- steps, equipments, maintenance, Role of nurse- pre dialysis, intra and post dialysis <input type="checkbox"/> Complications- Counseling <input type="checkbox"/> patient education <input type="checkbox"/> Records and reports
XI	10	<ul style="list-style-type: none"> <input type="checkbox"/> Kidney transplantation <input type="checkbox"/> Nursing management of a patient with Kidney transplantation <input type="checkbox"/> Kidney transplantations- a historical review <input type="checkbox"/> Immunology of graft rejections <input type="checkbox"/> The recipient of a renal transplant <input type="checkbox"/> Renal preservations <input type="checkbox"/> Human Leucocytic Antigen(HLA) typing matching and cross matching in renal transplantation <input type="checkbox"/> Surgical techniques of renal transplantations <input type="checkbox"/> Chronic renal transplant rejection <input type="checkbox"/> Complication after KTP: Vascular and lymphatic, Urological, cardiovascular, liver and neurological, infectious complication <input type="checkbox"/> KTP in children and management of pediatric patient with KTP <input type="checkbox"/> KTP in developing countries <input type="checkbox"/> Results of KTP <input type="checkbox"/> Work up of donor and recipient for renal transplant <input type="checkbox"/> Psychological aspect of KTP and organ donations <input type="checkbox"/> Ethics in transplants <input type="checkbox"/> Cadaveric transplantation
XII	5	<ul style="list-style-type: none"> <input type="checkbox"/> Rehabilitation of patient with nephrological problems <input type="checkbox"/> Risk factors and prevention <input type="checkbox"/> Rehabilitation of patients on dialysis and after kidney transplant <input type="checkbox"/> Rehabilitation of patients after urinary diversions <input type="checkbox"/> Family and patient teaching
XIII	10	<ul style="list-style-type: none"> <input type="checkbox"/> Pediatric urinary disorders <input type="checkbox"/> Etiology, clinical manifestations, diagnosis, prognosis, related pathophysiology, medical , surgical and nursing management of children with Renal Diseases -UTI, ureteral reflux, glomerulo nephritis, nephrotic syndrome infantile nephrosis, cystic kidneys, familial factors in renal diseases in childhood, Haemolytic uraemic





 97

Unit	Hours	Content
		syndrome. Benign recurrent haematuria, nephropathy, wilms' tumour
XIV	5	Critical care units- dialysis , KTP unit <input type="checkbox"/> Philosophy, aims and objectives <input type="checkbox"/> Policies, staffing pattern, design and physical plan of Dialysis and KTP units <input type="checkbox"/> Team approach, functions <input type="checkbox"/> Psychosocial aspects in relation to staff and clients of ICU, dialysis unit <input type="checkbox"/> In-service education <input type="checkbox"/> Ethical and legal issues
XV	5	<input type="checkbox"/> Quality assurance in nephrological nursing practice <input type="checkbox"/> Role of advance practioner in nephrological nursing <input type="checkbox"/> Professional practice standards <input type="checkbox"/> Quality control in nephrological nursing <input type="checkbox"/> Nursing audit

Practicals

Total = 960 Hours
1 Week = 30 Hours

S. No.	Deptt./ Unit	No. of Week	Total Hours
1	Nephrology Ward	6	180 Hours
2	Pediatrics	2	60 Hours
3	Critical Care Unit	2	60 Hours
4	Urology Ward	6	180 Hours
5	Dialysis Unit	4	120 Hours
6	Kidney Transplantation Unit	2	60 Hours
7	URO OT	2	60 Hours
8	Emergency Wards	2	60 Hours
9	Uro Nephro OPDs	4	120 Hours
10	Diagnostic Labs	2	60 Hours
	Total	32 Weeks	960 Hours

Procedures observed

I. Procedures Observed

1. CT Scan
2. MRI
3. Radiographic studies
4. Urodynamics
5. Hemodialysis
6. Renal Surgeries

II. Procedures Assisted

1. Blood transfusion
2. I V cannulation therapy
3. Arterial Catheterization
4. Insertion of central line/cvp line
5. Connecting lines for dialysis
6. Peritoneal dialysis
7. Renal biopsy
8. Endoscopies - Bladder, urethra

III. Procedure Performed

1. Health assessment
2. Insertion of urethral and suprapubic catheters
3. Urine analysis

[Handwritten signature]

[Handwritten signature]

IV. OTHER PROCEDURES:

4. Catheterisation
5. Peritoneal dialysis
6. Bladder irrigation
7. Care of ostomies
8. Care of urinary drainage
9. Bladder training
10. Care of vascular access
11. Setting up dialysis machine and starting, monitoring and closing dialysis
12. Procedures for prevention of infections:
13. Hand washing, disinfection & sterilization surveillance, and fumigation universal precautions.
14. Collection of specimen.
15. Administration of drugs: IM, IV injection, IV cannulation & fixation of infusion pump, calculation of dosages, blood administration, monitoring-fluid therapy, electrolyte imbalance, nutritional needs, diet therapy & patient education.
17. Counselling

CLINICAL SPECIALTY - II

MEDICAL SURGICAL NURSING - ORTHOPEDIC NURSING

Placement : II Year

Hours of Instruction
Theory : 150 Hours
Practical : 950 Hours
Total : 1100 Hours


Course Description

This course is designed to assist students in developing expertise and in-depth understanding in the field of orthopedic nursing. It will help students to develop advanced skills for nursing intervention in various orthopedic conditions. It will enable the student to function as orthopedic nurse practitioner/specialist providing quality care. It will further enable the student to function as educator, manager, and researcher in the field of orthopedic nursing.

Objectives

At the end of the course the students will be able to:





1. Appreciate the history and developments in the field of orthopedic nursing
2. Identify the psycho-social needs of the patient while providing holistic care.
3. Perform physical and psychological assessment of patients with orthopedic conditions and disabilities.
4. Describe various disease conditions and their management
5. Discuss various diagnostic tests required in orthopedic conditions
6. Apply nursing process in providing care to patients with orthopedic conditions and those requiring rehabilitation.
7. Recognize and manage orthopedic emergencies.
8. Describe recent technologies and treatment modalities in the management of patients with orthopedic conditions and those requiring rehabilitation.
9. Integrate the concept of family centered, long term care and community based rehabilitation to patients with orthopedic conditions.
10. Counsel the patients and their families with orthopedic conditions
11. Describe various orthotic and prosthetic appliances
12. Appreciate the legal and ethical issues pertaining to patients with orthopedic conditions and those requiring rehabilitation.
13. Appreciate the role of alternative system of medicine in care of patients with orthopedic conditions



14. Incorporate evidence based nursing practice and identify the areas of research in the field of orthopedic nursing.
15. Recognize the role of orthopedic nurse practitioner and as a member of the orthopedic and rehabilitation team.
16. Teach orthopedic nursing to undergraduate students and in-service nurses.
17. Prepare a design and layout of orthopedic and rehabilitative units.

Course Content

Unit	Hours	Content
I	5	Introduction <input type="checkbox"/> Historical perspectives – History and trends in orthopedic nursing <input type="checkbox"/> Definition and scope of orthopedic nursing <input type="checkbox"/> Anatomy and physiology of Musculo-skeletal system <input type="checkbox"/> Posture, Body landmarks Skeletal system Muscular system. <input type="checkbox"/> Nervous system - Main nerves <input type="checkbox"/> Healing of - Injury, bone injury, <input type="checkbox"/> Repair of ligaments <input type="checkbox"/> Systemic response to injury <input type="checkbox"/> Ergonomics, Body mechanics, biomechanical measures <input type="checkbox"/> Orthopedic team
II	8	Assessment of Orthopedic Patient <input type="checkbox"/> Health Assessment: History, physical examination - Inspection, palpation, movement, Measurement, muscle strength Testing. <input type="checkbox"/> Diagnostic studies – Radiological studies, Muscle enzymes, serologic studies
III	10	Care of patients with devices <input type="checkbox"/> Splints, braces, various types of plaster cast <input type="checkbox"/> Various types of tractions, <input type="checkbox"/> Various types of orthopedic beds and mattresses <input type="checkbox"/> Comfort devices <input type="checkbox"/> Implants in orthopedic <input type="checkbox"/> Prosthetics and Orthotics
IV	15	Injuries Trauma & Injuries <input type="checkbox"/> Causes, pathophysiology, clinical types, clinical features, management of : <input type="checkbox"/> Early management of Trauma <input type="checkbox"/> Fractures <input type="checkbox"/> Injuries of the <input type="checkbox"/> Shoulder and arm <input type="checkbox"/> Elbow, fore arm, wrist, hand <input type="checkbox"/> Hip, thigh, knee, leg, ankle, foot <input type="checkbox"/> Spine









 101

Basof






Content	Hours	Unit
<ul style="list-style-type: none"> □ Head injury □ Chest injury • Polytrauma • Nerve injuries • Vascular injuries • Soft tissue injuries • Sports injuries • Amputation 		
<p>Infections of Bones and Joints</p> <ul style="list-style-type: none"> □ Causes, pathophysiology, clinical types, clinical features, diagnosis, prognosis, management, medical surgical and nursing management of : <ul style="list-style-type: none"> • Tuberculosis • Osteomyelitis • Arthritis • Leprosy 	8	V
<p>Bone Tumours</p> <ul style="list-style-type: none"> □ Causes, pathophysiology, clinical types, clinical features, diagnosis, prognosis, management, medical surgical and nursing management of: <ul style="list-style-type: none"> • Bone tumors – Benign, Malignant and metastatic • Different types of therapies for tumors 	5	VI
<p>Deformities</p> <ul style="list-style-type: none"> □ Causes, pathophysiology, clinical types, clinical features, diagnosis, prognosis – medical surgical and nursing management of: Scoliosis, Kyphosis, Lordosis □ Congenital disorders: Congenital dislocation of hip (CDH), Dislocation of patella, knee, Varus and valgus deformities, Deformities of digits, Congenital torticollis, Meningocele, meningocele, spina bifida, Chromosomal disorders. □ Computer related deformities 	10	VII
<p>Disorders of the spine</p> <ul style="list-style-type: none"> □ Intervertebral disc prolapse, Fracture of the spine □ Low back disorder – Low back pain, PND, spinal stenosis, spondylosis 	5	VIII
<p>Nutritional/ Metabolic and Endocrine Disorders</p> <ul style="list-style-type: none"> □ Causes, pathophysiology, clinical types, clinical features, diagnosis, prognosis, medical surgical and nursing management of: <ul style="list-style-type: none"> • Rickets, • Scurvy, • Hyper vitaminosis A and D, • Osteomalacia, 	5	IX

Handwritten signatures and initials at the top of the page.

Unit	Hours	Content
		<ul style="list-style-type: none"> • Osteoporosis • Paget's disease, • gout, • Gigantism, • Dwarfism, • Acromegaly. • Therapeutic diets for various orthopedic disorders
X	8	<p>□ Causes, pathophysiology, clinical types, clinical features, diagnosis, prognosis, medical surgical and nursing management of:</p> <ul style="list-style-type: none"> • Poliomyelitis, Cerebral Palsy • Myasthenia gravis • Spina bifida. • Peripheral nerve lesion, • Paraplegia, Hemiplegia, Quadriplegia. • Muscular dystrophy
XI	8	<p>□ Causes, pathophysiology, clinical types, clinical features, diagnosis, prognosis – medical surgical and nursing management of:</p> <ul style="list-style-type: none"> • Osteo Arthritis • Rheumatoid Arthritis • Ankylosing spondylitis. • Spinal disorders. • Systemic Lupus Erythematosus <p>Chronic/Degenerative Diseases of Joints and Autoimmune Disorders:</p>
XII	5	<p>□ General and special consideration on pediatric orthopedics</p> <p>□ Genetic disorders</p> <p>□ Congenital anomalies</p> <p>□ Growth disorders</p> <p>□ Genetic counseling</p> <p>□ Nurses role in genetic counseling</p>
XIII	5	<p>□ Geriatric population, types of disabilities, causes, treatment and Management – Hospitalization, rest, physiotherapy, involvement of family members, social opportunities.</p> <p>□ Care at home – involvement of family and community, follow up care and rehabilitation</p>
XIV	6	<p>Pharmacokinetics</p> <p>□ Principles of drug administration</p> <p>□ Analgesics and anti inflammatory agents</p> <p>□ Antibiotics, Antiseptics,</p> <p>□ Drugs used in orthopedics and neuromuscular disorders</p> <p>□ Blood and blood components</p> <p>□ Care of drugs and nurses role</p>

Unit	Hours	Content
XV	30	<p>Nurses Role in Orthopedic Conditions</p> <ul style="list-style-type: none"> □ Gait analysis □ Urodynamic studies □ Prevention of physical deformities □ Alteration of body temperature regulatory system and immune systems □ Immobilization – cast, splints, braces and tractions □ Prevention and care of problems related to immobility □ Altered sleep patterns □ Impaired communication □ Self care and activities of daily living □ Bladder and bowel rehabilitation □ Sensory function rehabilitation □ Psychological reaction related to disabilities and disorders. □ Coping of individual and family with disabilities and disorders □ Maintaining sexuality □ Spirituality – A rehabilitative prospective <p>Orthopedic Reconstructive Surgeries</p> <ul style="list-style-type: none"> □ Replacement surgeries – Hip, Knee, Shoulder □ Spine surgeries □ Grafts and flaps surgery □ Deformity correction. <p>Physiotherapy</p> <ul style="list-style-type: none"> □ Concepts, Principles, purpose, • Mobilization – Exercises: types, re-education in walking: • Crutch walking, wheel chair, Transfer techniques, • Types of gats: Non-weight bearing, partial weight bearing, • four point crutch, tripod, walking with sticks, calipers • Forms of therapies: Hydrotherapy, electrotherapy, wax bath, heat therapy, ice, helio therapy, radiant heat, Chest physiotherapy
XVI	8	<p>Rehabilitation</p> <ul style="list-style-type: none"> □ Principles of rehabilitation, definition, philosophy, process, □ Various types of therapies □ Special therapies and alternative therapies □ Rehabilitation counseling □ Preventive and restorative measures. □ Community based rehabilitation (CBR) □ Challenges in rehabilitation. □ Role of the nurse in rehabilitation, □ Legal and ethical issues in rehabilitation nursing □ Occupational therapy
XVII	5	<p>National Policies and Programmes</p> <ul style="list-style-type: none"> □ National programmes for rehabilitation of persons with disability - National Institutes, artificial limbs manufacturing Corporation, District Rehabilitation Centers and their schemes □ Regional rehabilitation centers etc.

1. Clinical practice in Orthopedic, physiotherapy and Rehabilitation Units.
2. Application of tractions and plaster casts and removal of tractions and plaster casts and other appliances.
3. Apply Theories and Nursing Process in the management of patients with orthopedic conditions.
4. Provide various types of physical and rehabilitative therapies
5. Provide health education on related disease conditions.
6. Unit management and plan - designing

Practicals

Unit	Hours	Content
XVIII	4	<ul style="list-style-type: none"> □ Public policy in rehabilitation nursing □ The persons with disabilities act 1995, □ Mental rehabilitation and Multiple disabilities act 1992, □ The National Trust Rules 1999 and 2000 □ Rehabilitation Council of India □ Legal and ethical aspects in orthopedic nursing □ Rehabilitation health team and different categories of team members.
		<ul style="list-style-type: none"> □ Standards, Protocols, Policies, Procedures □ Nursing audit □ Staffing □ Design of orthopedic, physiotherapy and rehabilitation unit

Clinical Experience

Total = 960 Hours
1 Week = 30 Hours

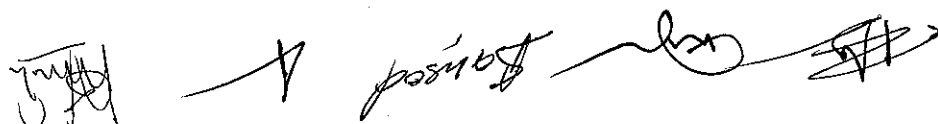
S. No.	Dept./Unit	No. of Week	Total Hours
1	Orthopedic Ward	8	240 Hours
2	Orthopedic Operation theatre	4	120 Hours
3	Neurosurgical Ward	2	60 Hours
4	Orthopedic O.P.D.	4	120 Hours
5	Casualty/Emergency and Trauma	4	120 Hours
6	Rehabilitation Units	2	60 Hours
7	Physiotherapy Unit	4	120 Hours
8	Paediatric /paediatric surgery unit	2	60 Hours
9	Field Visit	2	60 Hours
Total		32 Weeks	960 Hours

Procedures Observed

1. X Ray
2. Ultrasound
3. MRI
4. C T Scan/bone scan
5. Arthroscopy
6. Electrophormally – assisted capsule shift or ETAC (Thermal capsulorrhaphy)
7. Fluoroscopy
8. Electromyography
9. Myelography
10. Discography
11. Others

Procedures Assisted

1. Blood Transfusion
2. IV cannulation and therapy
3. Ventilation
4. Various types of tractions
5. Orthopedic surgeries – Arthrocentesis, Arthroscopy, Bone lengthening, Arthrodesis, grafting, fixation, reconstructive, reimplantation, spinal decompression, transplantation of bone, muscle or articular cartilage, autografting, allografting.
6. Injection – Intra articular, intra osseous.
7. Advance Life Support


 106

107

[Handwritten signatures and initials]

Other Procedures

- 16. Bladder and bowel training
- 15. Surgical dressings - Debridement.
- 14. Special skin/ part preparations for orthopedic surgeries.
- 13. surveillance, fumigation.
- 13. Procedures for prevention of infections: disinfection and sterilization, transfusion.
- 12. Administration of drugs: IV injection, IV cannulation, and Blood deformities.
- 11. Use of devices for activities of daily living and prevention of
- 10. Crutch walking, walkers, wheel chair.
- 9. Techniques of transportation
- 8. Use of TENS (Transcutaneous electrical nerve stimulation)
- 7. Therapeutic exercises
- 6. Hydrotherapy
- 5. Heat therapy
- 4. Cold therapy.
- 3. Care of tractions - skin and skeletal traction, pin site care.
- 2. Application and removal of splints, casts, and braces.
- 1. Interpretation of X ray films.

Procedures Performed

CLINICAL SPECIALTY - II

MEDICAL SURGICAL NURSING - GASTRO ENTEROLOGY NURSING

Placement : II Year

Hours of Instruction
Theory : 150 hrs.
Practical : 950 hrs.
Total : 1100 hrs.

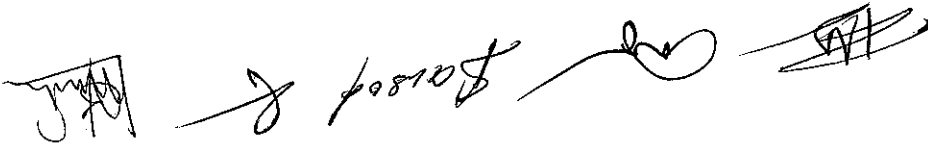
Course Description

This course is designed to assist students in developing expertise and in-depth understanding in the field of gastro enterology Nursing. It will help students to develop advanced skills for nursing intervention in various gastro enterology conditions. It will enable the student to function as gastro enterology nurse practitioner/specialist and provide quality care. It will further enable the student to function as educator, manager, and researcher in the field of gastro enterology nursing

Objectives

At the end of the course the students will be able to

1. Appreciate trends and issues related to gastro enterology nursing
2. Describe the epidemiology, etiology, pathophysiology and diagnostic assessment of gastrointestinal conditions
3. Participate in national health programs for health promotion, prevention and rehabilitation of patients with gastrointestinal conditions
4. Perform physical, psychosocial & spiritual assessment
5. Assist in various diagnostic, therapeutic and surgical procedures
6. Provide comprehensive care to patients with gastrointestinal conditions
7. Describe the various drugs used in gastrointestinal conditions and nurses responsibility
8. Demonstrate skill in handling various equipments/gadgets used for patients with gastrointestinal conditions
9. Appreciate team work & coordinate activities related to patient care.
10. Practice infection control measures.
11. Identify emergencies and complications & take appropriate measures
12. Assist patients and their family to cope with emotional distress, grief, anxiety and spiritual needs
13. Discuss the legal and ethical issues in GI nursing







Handwritten signatures and initials at the top of the page.


Unit	Hours	Content
I	5	<p>Introduction</p> <ul style="list-style-type: none"> <input type="checkbox"/> Historical development: trends and issues in the field of gastro enterology. <input type="checkbox"/> Gastro enterological problems <input type="checkbox"/> Concepts, principles and nursing perspectives <input type="checkbox"/> Ethical and legal issues <input type="checkbox"/> Evidence based nursing and its application in gastrointestinal nursing(to be incorporated in all the units)
II	5	<p>Epidemiology</p> <ul style="list-style-type: none"> <input type="checkbox"/> Risk factors associated with GE conditions- Hereditary, Psychosocial factors, smoking, alcoholism, dietary habits, cultural and ethnic considerations <input type="checkbox"/> Health promotion, disease prevention, life style modification and its implications to nursing <input type="checkbox"/> National health programmes related to gastro enterology <input type="checkbox"/> Alternate system of medicine/complementary therapies
III	5	<p>Review of anatomy and physiology of gastrointestinal system</p> <ul style="list-style-type: none"> <input type="checkbox"/> Gastrointestinal system <input type="checkbox"/> Liver, biliary and pancreas <input type="checkbox"/> Gerontologic considerations <input type="checkbox"/> Embryology of GI system <input type="checkbox"/> Immunology specific to GI system
IV	15	<p>Assessment and diagnostic measures</p> <ul style="list-style-type: none"> <input type="checkbox"/> History taking <input type="checkbox"/> Physical assessment, psychosocial assessment <input type="checkbox"/> Diagnostic tests <input type="checkbox"/> Radiological studies: Upper GIT- barium swallow, lower GIT- Barium enema, <input type="checkbox"/> Ultra sound: <input type="checkbox"/> Computed tomography <input type="checkbox"/> MRI <input type="checkbox"/> Cholangiography: Percutaneous transhepatic Cholangiogram(PTC) <input type="checkbox"/> Magnetic Resonance Cholangio pancreatography (MRCP) <input type="checkbox"/> Nuclear imaging scans(scintigraphy) <input type="checkbox"/> Endoscopy

Course Content

14. Identify the sources of stress and manage burnout syndrome among health care providers
15. Appreciate the role of alternative system of medicine in care of patient
16. Incorporate evidence based nursing practice and identify the areas of research in the field of gastrointestinal nursing
17. Teach and supervise nurses and allied health workers.
18. Design a layout of Gastro enterology intensive care unit (GEICU) , liver care/transplant unit





Unit	Hours	Content
V	25	<p>Gastro intestinal disorders and nursing management</p> <ul style="list-style-type: none"> □ Etiology, clinical manifestations, diagnosis, prognosis, related pathophysiology, medical, surgical and nursing management of • Disorders of the mouth: Dental caries, Periodontal disease, Acute Leukoplakia, Inflammation of the parotid gland, Obstruction to the flow of saliva, Fracture of the jaw • Disorders of the oesophagus: Reflux oesophagitis, Oesophageal achalasia, Oesophageal varices, Hiatus hernia, Diverticulum • Disorders of the stomach and duodenum: Gastritis, Peptic ulcer, Dumping of the stomach, Food poisoning, Idiopathic gastroparesis, Aerophagia and belching syndrome, Idiopathic cyclic nausea and vomiting, Rumination syndrome, Functional dyspepsia, Chronic Non specific (functional) abdominal pain • Disorders of the small intestine <ul style="list-style-type: none"> - Malabsorption syndrome - tropical sprue - Gluten - sensitive enteropathy (Coeliac disease) - Inflammatory diseases of intestines and abdomen; appendicitis, Peritonitis, Intestinal obstruction, Abdominal TB, Gastrointestinal polyposis syndrome - Chronic inflammatory bowel disease, Ulcerative colitis, Crohn's disease - Infestations and infections - Worm infestations, Typhoid, Leptospirosis - Solitary rectal ulcer syndrome - Alteration in bowel elimination (diarrhoea, constipation, fecal impaction, fecal incontinence, Irritable bowel syndrome, Chronic idiopathic constipation, Functional diarrhoea <p>Anorectal Conditions: Hemorrhoids, Anal fissure, Anal fistula, Abscess, Strictures, Rectal prolapse, Pruritis ani, Pelonidal disease, Anal condylomas, Warts</p>
		<p>Nurse's role in diagnostic tests</p> <p>Interpretation of diagnostic measures</p> <ul style="list-style-type: none"> • Colonoscopy • Proctosigmoidoscopy • Endoscopic Retrograde Cholangio pancreatography (ERCP) • Endoscopic ultrasound • Peritoneoscopy (Laparoscopy) • Gastric emptying studies • Blood chemistries: Serum amylase, serum lipase • Liver biopsy • Miscellaneous tests: Gastric analysis, fecal analysis • Liver function tests: Bile formation and excretion, dye excretion test, Protein metabolism, haemostatic functions - prothrombin test, vitamin K production, serum enzyme tests, Lipid metabolism - serum cholesterol



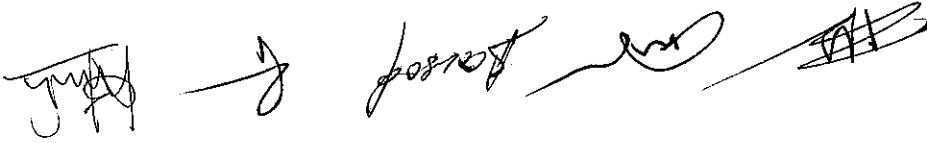
Content	Hours	Unit
<p>Disorder of liver, pancreas gall bladder and nursing management</p> <ul style="list-style-type: none"> <input type="checkbox"/> Disorders of liver biliary tract : <input type="checkbox"/> Viral Hepatitis - A, B, C, D & E <input type="checkbox"/> Toxic hepatitis • Cirrhosis of liver, liver failure, Liver transplantation • Non cirrhotic portal fibrosis • Liver abscess; • Parasitic and other cysts of the liver • Disorders of the Gall Bladder and Bile Duct: <ul style="list-style-type: none"> <input type="checkbox"/> Cholecystitis <input type="checkbox"/> Cholelithiasis <input type="checkbox"/> Cholecholelithiasis <input type="checkbox"/> Disorders of the pancreas: Pancreatitis, <input type="checkbox"/> Benign tumors of islet cells <input type="checkbox"/> Disorders of the Peritoneum • Infections of the peritoneum <input type="checkbox"/> Surgical peritonitis <input type="checkbox"/> Spontaneous bacterial peritonitis <input type="checkbox"/> Tuberculosis peritonitis <input type="checkbox"/> Disorders of the Diaphragm <ul style="list-style-type: none"> • Diaphragmatic hernia • Congenital hernias • Paralysis of diaphragm • Tumors of the diaphragm <input type="checkbox"/> Hiccups 	15	VI
<p>Gastro intestinal emergencies and nursing interventions</p> <ul style="list-style-type: none"> <input type="checkbox"/> Etiology, clinical manifestations, diagnosis, prognosis, related pathophysiology, medical , surgical and nursing management of: <ul style="list-style-type: none"> • Esophageal varices, • Ulcer perforation, • Acute cholecystitis • Diverticulitis • Fulminant hepatic failure • Biliary obstruction • Bowel obstruction • Gastroenteritis • Intussusception • Acute intestinal obstruction, perforation • Acute pancreatitis • Cirrhosis of liver complications • Liver , spleen, stomach pancreatic, mesenteric, bowel and greater vessel injuries • Acute appendicitis / peritonitis • Acute abdomen • Food poisoning 	15	VII
<p>Congenital Anomalies of Esophagus</p> <ul style="list-style-type: none"> <input type="checkbox"/> Tracheo esophageal fistula • Esophageal atresia 	15	VIII

Handwritten signatures and initials at the top of the page.

Content	Hours	Unit
<ul style="list-style-type: none"> • Esophageal stenosis • Esophageal duplications • Dysphagia - Lusoria - aberrant right subclavian artery • Esophageal rings - schalzkiring • Esophageal webs <ul style="list-style-type: none"> □ Congenital Anomalies of Stomach <ul style="list-style-type: none"> • Gastric atresia • Micro gastria • Gastric diverticulum • Gastric duplication • Gastric teratoma • Gastric volvulus • Infantile hypertrophic pyloric stenosis • Adult hypertrophic pyloric stenosis □ Congenital Anomalies of Duodenal <ul style="list-style-type: none"> • Duodenal Atresia or stenosis • Annular pancreas • Duodenal duplication cysts • Malrotation and mid gut volvulus □ Developmental anomalies of the intestine: <ul style="list-style-type: none"> • Abdominal wall defects (omphalocele and Gastroschisis) • Meckel's diverticulum • Intestinal atresia □ Hirschsprung's disease 	15	IX
<ul style="list-style-type: none"> □ Pharmo Kinetics □ Drugs used in GIT □ Principles of administration □ Roles responsibilities of nurses □ Drugs in Peptic ulcer disease □ Proton Pump inhibitors □ H₂ Receptor Antagonists □ Cytoprotective Agents: □ Drugs used in Diarrhea □ Drugs used in constipation □ Drugs used in Inflammatory Bowel Disease □ Aminosalicylates □ Corticosteroids □ Immunomodulators □ chemotherapy □ Antibiotics □ Antiemetics: □ Anticholinergics □ Antihistaminics □ Antihelminthics □ Vitamin Supplements 		

Unit	Hours	Content
X	10	Nutrition and nutritional problems related to GI system <ul style="list-style-type: none"> <input type="checkbox"/> Nutritional assessment and nursing interventions <input type="checkbox"/> Therapeutic diets <input type="checkbox"/> Adverse reactions between drugs and various foods <input type="checkbox"/> Malnutrition - etiology, clinical manifestations and management <input type="checkbox"/> Tube feeding, parenteral nutrition, total parenteral nutrition <input type="checkbox"/> Obesity - etiology, clinical manifestations and management <input type="checkbox"/> Eating disorders - anorexia nervosa, bulimia nervosa <input type="checkbox"/> Recent advances in nutrition
XI	15	Malignant disorders of gastro intestinal system <ul style="list-style-type: none"> <input type="checkbox"/> Etiology, clinical manifestations, diagnosis, prognosis, related management of: <ul style="list-style-type: none"> • Malignancy of oral cavity, lip, Tongue, buccal mucosa, oropharynx, Salivary gland • Esophageal, Gastric, Carcinoma of bowel - Small bowel, Colorectal and Anal carcinoma, • Liver, biliary tract and Pancreatic carcinoma
XII	5	Administration and management of GI unit <ul style="list-style-type: none"> <input type="checkbox"/> Design & layout <input type="checkbox"/> Staffing, <input type="checkbox"/> Equipment, supplies, <input type="checkbox"/> Infection control; Standard safety measures <input type="checkbox"/> Quality Assurance:-Nursing audit -records / reports, Norms, policies and protocols <input type="checkbox"/> Practice standards
XIII	5	Education and training in GE care <ul style="list-style-type: none"> <input type="checkbox"/> Staff orientation, training and development, <input type="checkbox"/> In-service education program, • Clinical teaching programs



1. History and Physical assessment
2. RT intubation / extubation / aspiration/suction
3. Gastric lavage and gavage
4. Bowel wash
5. Therapeutic Diets
6. Ostomy feeding
7. Stoma care
8. Monitoring vital parameters
9. Plan of inservice education programme for nursing staff and Class-IV employees
10. Counseling

Procedures Performed

1. Endoscopy room - Upper G.I. Endoscopy (Diagnostic and therapeutic).
2. Sigmoidoscopy
3. Colonoscopy
4. Polypectomy
5. Endoscopic retrograde cholangio pancreatography (ERCP)
6. Liver biopsy
7. Percutaneous catheter drainage (PCD) of Pseudocyst pancreas
8. Abdominal paracentesis
9. Percutaneous aspiration of liver abscess
10. GE Lab : PT, HbsAg, Markers - A, B, C virus, CBP, ESR, Stool Test

Procedures Assisted

S.No.	Dept./Unit	No. of Week	Total Hours
1	Diagnostic labs	2	60 Hours
2	Emergency and casualty	3	90 Hours
3	Liver transplant unit	1	30 Hours
4	GE Medical Ward	6	180 Hours
5	GE Surgical Ward	8	240 Hours
6	OT	2	60 Hours
7	ICU	4	120 Hours
8	Pediatric gastroenterology	2	60 Hours
9	Oncology	2	60 Hours
10	GE OPD	2	60 Hours
Total		32 Weeks	960 Hours

Practicals
 Total = 960 Hours
 1 Week = 30 Hours

CLINICAL SPECIALTY - II

OBSTETRIC AND GYNAECOLOGICAL NURSING

Placement - II Year

Hours of Instruction	Theory:	150 hrs	Practical	950 hrs
			Total	1100 hrs

Course Description

This course is designed to assist the student in developing expertise and in-depth understanding in the field of Obstetric and gynaecological Nursing. It will help the student to develop advanced nursing skills for nursing interventions in various obstetrical and gynaecological conditions. It will further enable the students to function as midwifery nurse practitioner/ specialist, educator, manager and researcher in the field of obstetric and gynaecological nursing.

Objectives

At the end of the course, the student will be able to:

1. Describe the epidemiology, etiology, pathophysiology and diagnostic assessment of women with obstetric and gynaecological conditions
2. Perform physical, psychosocial, cultural & spiritual assessment
3. Demonstrate competence in caring for women with obstetrical and gynaecological conditions
4. Demonstrate competence in caring for high risk newborn.
5. Identify and Manage obstetrical and neonatal emergencies as per protocol.
6. Practice infection control measures
7. Utilize recent technology and various diagnostic, therapeutic modalities in the management of obstetrical, gynaecological and neonatal care.
8. Demonstrate skill in handling various equipments/gadgets used for obstetrical, gynaecological and neonatal care
9. Teach and supervise nurses and allied health workers.
10. Design a layout of speciality units of obstetrics and gynaecology
11. Develop standards for obstetrical and gynaecological nursing practice.
12. Counsel women and families
13. Incorporate evidence based nursing practice and identify the areas of research in the field of obstetrical and gynaecological nursing
14. Function as independent midwifery nurse practitioner

Contents Outline

Unit	Hours	Content
I	25	<p>Management of problems of women during pregnancy</p> <ul style="list-style-type: none"> <input type="checkbox"/> Risk approach of obstetrical nursing care , concept & goals. <input type="checkbox"/> Screening of high-risk pregnancy, newer modalities of diagnosis. <input type="checkbox"/> Nursing Management of Pregnancies at risk-due to obstetrical complication <ul style="list-style-type: none"> • Pernicious Vomiting. • Bleeding in early pregnancy, abortion, ectopic pregnancy, and gestational trophoblastic diseases. • Hemorrhage during late pregnancy, ante partum hemorrhage, Placenta praevia, abruptio placenta. • Hypertensive disorders in pregnancy, pre-eclampsia, eclampsia, Hemolysis Elevated liver enzyme Low Platelet count (HELLP) • Iso-immune diseases. Rh and ABO incompatibility • Hematological problems in pregnancy. • Hydrarnios-oligohydrarnios • Prolonged pregnancy- post term, post maturity. • Multiple pregnancies. • Intra uterine infection & pain during pregnancy. • Intra Uterine Growth Retardation(IUGR), Premature Rupture of Membrane(PROM), intra uterine death
II	15	<p>Pregnancies at risk-due to pre-existing health problems</p> <ul style="list-style-type: none"> <input type="checkbox"/> Metabolic conditions. <input type="checkbox"/> Anemia and nutritional deficiencies <input type="checkbox"/> Hepatitis <input type="checkbox"/> Cardio-vascular disease. <input type="checkbox"/> Thyroid diseases. <input type="checkbox"/> Epilepsy. <input type="checkbox"/> Essential hypertension <input type="checkbox"/> Chronic renal failure. <input type="checkbox"/> Tropical diseases. <input type="checkbox"/> Psychiatric disorders <input type="checkbox"/> Infections Toxoplasmosis Rubella Cytomegalo virus Herpes (TORCH); Reproductive Tract Infection(RTI);STD; HIV/AIDS, <input type="checkbox"/> Vaginal infections; Leprosy, Tuberculosis <input type="checkbox"/> Other risk factors: Age- Adolescents, elderly; unwed mothers, sexual abuse, substance use <input type="checkbox"/> Pregnancies complicating with tumors, uterine anomalies, prolapse, ovarian cyst
III	15	<p>Abnormal labour, pre-term labour & obstetrical emergencies</p> <ul style="list-style-type: none"> <input type="checkbox"/> Etiology, pathophysiology and nursing management of <ul style="list-style-type: none"> • Uncoordinated uterine actions, Atony of uterus, precipitate labour, prolonged labour. • Abnormal lie, presentation, position compound presentation.

[Handwritten signatures and initials]

Handwritten signatures and initials at the top of the page.

<ul style="list-style-type: none"> • Contracted pelvis-CPD; dystocia. • Obstetrical emergencies Obstetrical shock, vasa praevia, inversion of uterus, amniotic fluid embolism, rupture uterus, presentation and prolapse cord. • Augmentation of labour. Medical and surgical induction. • Version • Manual removal of placenta. • Obstetrical operation: Forceps delivery, Ventouse, Caesarian section, Destructive operations • Genital tract injuries-Third degree perineal tear, VVF, RVF □ Complications of third stage of labour: <ul style="list-style-type: none"> • Post partum Hemorrhage. • Retained placenta. 		
<ul style="list-style-type: none"> □ Nursing management of <ul style="list-style-type: none"> • Puerperal infections, puerperal sepsis, urinary complications, puerperal venous thrombosis and pulmonary embolism • Sub involution of uterus, Breast conditions, Thrombophlebitis • Psychological complications, post partum blues, depression, psychosis <p style="text-align: center;">post partum complications</p>	10	IV
<ul style="list-style-type: none"> □ Concept, goals, assessment, principles. □ Nursing management of <ul style="list-style-type: none"> • Pre-term, small for gestational age, post-mature infant, and baby of diabetic and substance use mothers. • Respiratory conditions, Asphyxia neonatorum, neonatal apnoea meconium aspiration syndrome, pneumo thorax, pneumo mediastinum • Icterus neonatorum. • Birth injuries. • Hypoxic ischaemic encephelopathy • Congenital anomalies. • Neonatal seizures. • Neonatal hypocalcaemia, hypoglycaemia, hypomagnesemia. • Neonatal heart diseases. • Neonatal hemolytic diseases • Neonatal infections, neonatal sepsis, ophthalmia neonatorum, congenital syphilis, HIV/AIDS • Advanced neonatal procedures. • Calculation of fluid requirements. • Hematological conditions - erythroblastosis fetalis, hemorrhagic disorder in the newborn • Organization of neonatal care, services(Levels), transport, neonatal intensive care unit, organization and management of nursing services in NICU <p style="text-align: center;">High Risk Newborn</p>	25	V

[Handwritten signature]

[Handwritten signature]

[Handwritten signature]

[Handwritten signature]

<p>HIV/AIDS</p> <ul style="list-style-type: none"> <input type="checkbox"/> HIV positive mother and her baby <input type="checkbox"/> Epidemiology <input type="checkbox"/> Screening <input type="checkbox"/> Parent to child transmission (PCT) <input type="checkbox"/> Prophylaxis for mother and baby <input type="checkbox"/> Standard safety measures <input type="checkbox"/> Counseling <input type="checkbox"/> Breast feeding issues <input type="checkbox"/> National policies and guidelines <input type="checkbox"/> Issues: Legal, ethical, Psychosocial and rehabilitation <p>Role of nurse</p>	<p>15</p>	<p>VI</p>
<p>Gynecological problems and nursing management</p> <ul style="list-style-type: none"> <input type="checkbox"/> Gynecological assessment <input type="checkbox"/> Gynecological procedures <input type="checkbox"/> Etiology, pathophysiology, diagnosis and nursing management of • Menstrual irregularities • Diseases of genital tract • Genital tract infections • Uterine displacement • Genital prolapse • Genital injuries • Uterine malformation • Uterine fibroid, ovarian tumors, Breast carcinoma, Pelvic inflammatory diseases, reproductive tract malignancies, hysterectomy – vaginal and abdominal. • Sexual abuse, rape, trauma, assault 	<p>25</p>	<p>VII</p>
<p>Administration and management of obstetrical and gynaecological unit</p> <ul style="list-style-type: none"> <input type="checkbox"/> Design & layout <input type="checkbox"/> Staffing, <input type="checkbox"/> Equipment, supplies, <input type="checkbox"/> Infection control; Standard safety measures <input type="checkbox"/> Quality Assurance:-Obstetric auditing-records/reports, <input type="checkbox"/> Norms, policies and protocols <input type="checkbox"/> Practice standards for obstetrical and gynaecological unit 	<p>5</p>	<p>VIII</p>
<p>Education and training in obstetrical and gynaecological care</p> <ul style="list-style-type: none"> <input type="checkbox"/> Staff orientation, training and development, <input type="checkbox"/> In-service education program, <input type="checkbox"/> Clinical teaching programs. 	<p>5</p>	<p>IX</p>

Practicals

Total = 960 Hours
1 Week = 30 Hours

S.No.	Deptt./ Unit	No. of Week	Total Hours
1	Antenatal OPD including Infertility clinics/Reproductive medicine, Family welfare and post partum clinic / PTCT	6	180 Hours
2	Antenatal and Postnatal ward	6	180 Hours
3	Labour room	4	120 Hours
4	Neonatal Intensive Care Unit	3	90 Hours
5	Obstetric/Gynaec Operation Theatre	3	90 Hours
6	Gynaec Ward	4	120 Hours
7	CHC, PHC, SC	6	180 Hours
	Total	32 Weeks	960 Hours

Essential Obstetrical And Gynecological Skills


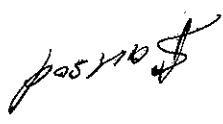

Procedure Observed

- Assisted Reproductive Technology procedures
- Ultra sonography
- Specific laboratory tests.
- Amniocentesis.
- Cervical & vaginal cytology.
- Retoscopy.
- Hysteroscopy.
- MRI.
- Surgical diathermy.
- Cryosurgery.

Procedures Assisted

- Operative delivery
- Abnormal deliveries-Forceps application, Ventouse, Breech
- Exchange blood transfusion
- Culdoscopy.
- Cystoscopy
- Tuboscopy
- Laparoscopy.
- Endometrial Biopsy
- Tubal patent test
- Chemotherapy
- Radiation therapy
- Medical Termination of Pregnancy.
- Dilatation and Curettage

(Handwritten signatures and marks)

- **Procedures Performed**
- History taking.
- Physical Examination-General
- Antenatal assessment. - 20
- Pelvic examination
- Assessment of risk status.
- Assessment of Intra uterine foetal well-being.kick chart and foetal movement chart, Doppler assessment, Non Stress Test, Contraction stress test(Oxytocin challenge test)
- Universal precautions- Disposal of biomedical waste.
- Per Vaginal examination and interpretation (early pregnancy, labour, post partum).
- Utilization of Partograph
- Medical & Surgical induction(Artificial rupture of membranes).
- Vacuum extraction
- Conduct of delivery.
- Prescription and administration of fluids and electrolytes through intravenous route.
- Application of outlet forceps, delivery of breach - Burns Marshall, Lovaset manoeuvre
- Repair of tears and Episiotomy suturing.
- Vacuum extraction
- controlled cord traction, Manual removal of placenta, placental examination,
- Manual vacuum aspiration
- Postnatal assessment. - 20
- Management of breast engorgement
- Thrombophlebitis (white leg)
- Postnatal counseling.
- Reposition of inversion of uterus.
- Laboratory tests: Blood- Hb, Sugar, Urine-albumin,sugar
- Breast care, breast exam, and drainage breast abscess.
- Postnatal exercise.
- Assessment -New born assessment; physical and neurological, Apgar score, high-risk newborn, Monitoring neonates; Clinically and With monitors, Capillary refill time, Assessment of jaundice, danger signs
- Anthropometric measurement
- Neonatal resuscitation
- Gastric Lavage
- Care of newborn in multi channel monitor and ventilator.
- Care of newborn in radiant warmer and incubator.
- Kangaroo mother care.
- Assisting mother with exclusive Breast-feeding
- Feeding technique: Katorl, spoon, naso/orogastric, Total Parenteral nutrition
- Assessment, calculation and administration of fluids and medications:
- Oral
- I.D.
- I.M.
- I.V.- Securing IV line, infusion pump

JAT

121

8

Barsof

MS

- Administration of drug per rectum.
- Capillary blood sample collection.
- Oxygen therapy.
- Phototherapy.
- Chest physiotherapy.
- counseling – Parental, bereavement, family planning, infertility etc
- Setting of operation theatre.
- Trolley and table set up for Obstetrical & gynaecological operations.
- Pap smear.
- Vaginal smear.
- Insertion of pessaries,
- Insertion of IUD and removal.
- Teaching skills
- communication skills
- Prepare referral slips
- Pre transport stabilization
- Networking with other stake holders

CLINICAL SPECIALTY-II

PEDIATRIC (CHILD HEALTH) NURSING

Placement : II Year

Hours of Instruction
Theory 150 hours
Practical 950 hours
Total : 1100 hours

Course Description

This course is designed to assist students in developing expertise and in-depth understanding in the field of Pediatric Nursing. It will help students to develop advanced skills for nursing intervention in various pediatric medical and surgical conditions. It will enable the student to function as pediatric nurse practitioner/specialist. It will further enable the student to function as educator, manager, and researcher in the field of Paediatric nursing

Objectives

At the end of the course the students will be able to:

1. Apply the nursing process in the care of ill infants to pre adolescents in hospital and community
2. Demonstrate advanced skills/competence in nursing management of children with medical and surgical problems
3. Recognize and manage emergencies in children
4. Provide nursing care to critically ill children
5. Utilize the recent technology and various treatment modalities in the management of high risk children
6. Prepare a design for layout and describe standards for management of pediatric units/hospitals
7. Identify areas of research in the field of pediatric nursing






Course Content

Content	Hours	Unit
<p>Introduction</p> <ul style="list-style-type: none"> □ Current principles, practices and trends in Pediatric Nursing □ Role of pediatric nurse in various settings - Expanded and extended 	5	I
<p>□ Pathophysiology, assessment(including interpretation of various invasive and non-invasive diagnostic procedures), treatment modalities and nursing intervention in selected pediatric medical disorders</p> <ul style="list-style-type: none"> • Child with respiratory disorders: <ul style="list-style-type: none"> - Upper respiratory tract: choanal atresia, tonsillitis, epistaxis, aspiration. - Lower respiratory tract: Broncheolitis, Bronchopneumonia, Asthma, cystic fibrosis • Child with gastro-intestinal disorders: <ul style="list-style-type: none"> - Diarrheal diseases, gastro-esophageal reflux. - Hepatic disorders: Hepatitis, Indian childhood cirrhosis, liver transplantation. - Malabsorption syndrome, Malnutrition • Child with renal/ urinary tract disorders: Nephrotic syndrome, Nephritis, Hydronephrosis, hemolytic-uremic syndrome, kidney transplantation • Child with cardio-vascular disorders: <ul style="list-style-type: none"> - Acquired: Rheumatic fever, Rheumatic heart disease, Congenital: Cynotic and acynotic • Child with endocrine/metabolic disorders: Diabetes insipidus, Diabetes Mellitus - IDDM, NIDDM, hyper and hypo thyroidism, phenylketonuria, galactosemia • Child with Neurological disorders: Convulsions, Meningitis, encephalitis, guillian - Barre syndrome • Child with oncological disorders: Leukemias, Lymphomas, Wilms' tumor, neuroblastomas, hepatoblastoma, bone tumors • Child with blood disorders: Anemias, thalassemias, hemophilia, polycythemia, thrombocytopenia, and disseminated intravascular coagulation • Child with skin disorders • Common Eye and ENT disorders • Common Communicable diseases 	35	II
<p>□ Assessment(including interpretation of various invasive and non-invasive diagnostic procedures), treatment modalities including cosmetic surgery and nursing interventions in selected pediatric surgical problems/ Disorders</p> <ul style="list-style-type: none"> • Gastrointestinal system: Cleft lip, cleft palate and conditions requiring plastic surgery, Tracheo esophageal fistula/atresia, Hirschsprungs' disease/megacolon, malrotation, intestinal obstruction, duodenal atresia, 	35	III

[Handwritten signatures and initials]

[Handwritten signatures and initials]

<ul style="list-style-type: none"> • High Risk Newborn □ Concept, goals, assessment, principles. □ Nursing management of • Post-mature infant, and baby of diabetic and substance use mothers. • Respiratory conditions, Asphyxia neonatorum, neonatal apnoea meconium aspiration syndrome, pneumo thorax, pneumo mediastinum • Icterus neonatorum. • Birth injuries. • Hypoxic ischaemic encephelopathy • Congenital anomalies. • Neonatal seizures. • Neonatal hypocalcaemia, hypoglycemia, hypomagnesaemia. • Neonatal heart diseases. • Neonatal hemolytic diseases • Neonatal infections, neonatal sepsis, ophthalmia neonatorum, congenital syphilis, HIV/AIDS • Advanced neonatal procedures. • Calculation of fluid requirements. 	<p>20</p>	<p>V</p>
<ul style="list-style-type: none"> □ Intensive care for pediatric clients □ Resuscitation, stabilization & monitoring of pediatric patients □ Anatomical & physiological basis of critical illness in infancy and childhood □ Care of child requiring long-term ventilation □ Nutritional needs of critically ill child □ Legal and ethical issues in pediatric intensive care □ Intensive care procedures, equipment and techniques □ Documentation 	<p>10</p>	<p>IV</p>
<ul style="list-style-type: none"> • Anomalies of the nervous system: Spina bifida, meningocele, Myelomeningocele, hydrocephalus, • Anomalies of the genito-urinary system: Hypospadias, Epispadias, Undescended testes, Exstrophy bladder • Anomalies of the skeletal system • Eye and ENT disorders • Nursing management of the child with traumatic injuries: General principles of managing Pediatric trauma - Head injury, abdominal injury, poisoning, foreign body obstruction, burns - & Bites • Child with oncological disorders: Solid tumors of childhood, Neuroblastoma, Neuro blastoma, Hodgkin's/Non Hodgkin's Lymphoma, Hepatoblastoma, Rhabdomyosarcoma • Management of stomas, catheters and tubes • Management of wounds and drainages 		



Barry
 *

 125

<ul style="list-style-type: none"> • Hematological conditions - erythroblastosis fetalis, • Organizational of neonatal care, services (Levels), transport, neonatal intensive care unit, organization and management of nursing services in NICU 		
<p>Developmental disturbances and implications for nursing</p> <ul style="list-style-type: none"> □ Adjustment reaction to school, □ Learning disabilities □ Habit disorders, speech disorders, □ Conduct disorders, □ Early infantile autism, Attention deficit hyperactive disorders (ADHD), depression and childhood schizophrenia. 	10	VI
<p>Challenged child and implications for nursing</p> <ul style="list-style-type: none"> □ Physically challenged, causes, features, early detection & management □ Cerebral palsied child, □ Mentally challenged child. □ Training & rehabilitation of challenged children 	10	VII
<p>Crisis and nursing intervention</p> <ul style="list-style-type: none"> □ The hospitalized child, □ Terminal illness & death during childhood □ Nursing intervention-counseling 	5	VIII
<p>Drugs used in Pediatrics</p> <ul style="list-style-type: none"> □ Criteria for dose calculation □ Administration of drugs, oxygen and blood □ Drug interactions □ Adverse effects and their management 	5	IX
<p>Administration and management of pediatric care unit</p> <ul style="list-style-type: none"> □ Design & layout □ Staffing, □ Equipment, supplies, □ Norms, policies and protocols □ Practice standards for pediatric care unit □ Documentation 	10	X
<p>Education and training in Pediatric care</p> <ul style="list-style-type: none"> □ Staff orientation, training and development, □ In-service education program, □ Clinical teaching programs. 	5	XI

- Assist in surgery
 - Insertion of long line
 - Ventilation
 - Endotracheal intubation
 - Chest tube insertion
 - Arterial catheterization
 - IV cannulation & therapy
 - Blood transfusion - exchange transfusion full and partial
 - Arterial B P monitoring
 - Umbilical catheterization - arterial and venous
 - ECG Recording
 - Arterial Blood Gas
 - Lumbar Puncture
 - Advanced neonatal life support
- II. Procedures Assisted**

- Any other
 - ROP screening (Retinopathy of prematurity)
 - Ultrasound head
 - Echo cardiogram
- I. Procedures Observed:**

Essential

*Child care center, Anganwadi, play school, Special schools for challenged children, juvenile court, UNICEF, Orphanage, Creche, SOS village

S. No.	Deptt./ Unit	No. of Week	Total Hours
1	Pediatric medicine ICU	4	120 Hours
2	Pediatric surgical ICU	4	120 Hours
3	NICU	4	120 Hours
4	Pediatric OT	2	60 Hours
5	Pediatric medicine ward	6	180 Hours
6	Pediatric surgery ward	6	180 Hours
7	Emergency/Casualty	4	120 Hours
8	Field visits*	2	60 Hours
Total		32	960 Hours

- Field visits:

Total = 960 Hours
1 Week = 30 Hours

Practical

[Handwritten signature]

127

[Handwritten mark]

[Handwritten signature]

IV. Other Procedures:

- Airway Management
- Application of Oro Pharyngeal Airway
- Oxygen therapy
- CPAP(Continuous Positive Airway Pressure)
- Care of Tracheostomy
- Endotracheal Intubation
- Neonatal Resuscitation
- Monitoring of Neonates - clinically & with monitors, CRT(Capillary Refill Time), assessment of jaundice, ECG
- Gastric Lavage
- Setting of Ventilators
- Phototherapy
- Assessment of Neonates: Identification & assessment of risk factors, APGAR Score, gestation age, Anthropometric assessment, Weighing the baby, Newborn examination, detection of life threatening congenital abnormalities,
- Admission & discharge of neonates
- Feeding - management of breast feeding, artificial feeding, expression of breast milk, OG(Orogastic) tube insertion, gavage feeding, TPN, Breast feeding counseling
- Thermoregulation - Axillary temperature, Kangaroo Mother Care (KMC), Use of Radiant warmer, incubators, management of thermoregulation & control
- Administration of Drugs: I/M, IV injection, IV Cannulation & fixation infusion pump, Calculation of dosages, Neonatal formulation of drugs, use of tuberculin/ insulin syringes, Monitoring fluid therapy, Blood administration.
- Procedures for prevention of infections: Hand washing, disinfections & sterilization, surveillance, fumigation
- Collection of specimens
- Setting, Use & maintenance of basic equipment: Ventilator, O₂ analyzer, monitoring equipment, Photo therapy unit, Flux meter, Infusion pump, Radiant warmer, incubator, Centrifuge machine, Billimeter, Refractometer, laminar flow

III. Procedures Performed:

CLINICAL SPECIALTY - II

PSYCHIATRIC (MENTAL HEALTH) NURSING

Placement: II Year

Hours of Instruction
Theory 150 hrs
Practical 950 hrs
Total : 1100 Hours

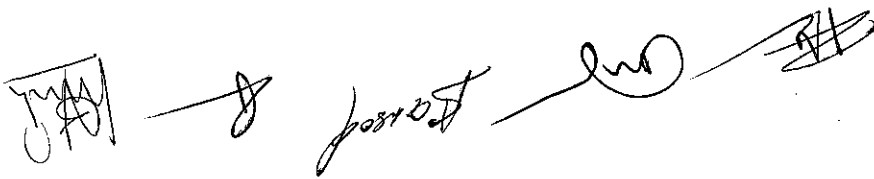
Course Description

This course is designed to assist students in developing expertise and in-depth understanding in the field of Psychiatric Nursing. It will help students to develop advanced skills for nursing intervention in various psychiatric conditions. It will enable the student to function as psychiatric nurse practitioner/specialist. It will further enable the student to function as educator, manager, and researcher in the field of Psychiatric nursing

Objectives

At the end of the course the students will be able to:

1. Apply the nursing process in the care of patients with mental disorders in hospital and community
2. Demonstrate advanced skills/competence in nursing management of patients with mental disorders
3. Identify and care for special groups like children, adolescents, women, elderly, abused and neglected, people living with HIV/AIDS.
4. Identify and manage psychiatric emergencies.
5. Provide nursing care to critically ill patients with mental disorders
6. Utilize the recent technology and various treatment modalities in the management of patients with mental disorders
7. Demonstrate skills in carrying out crisis intervention.
8. Appreciate the legal and ethical issues pertaining to psychiatric nursing.
9. Identify areas of research in the field of psychiatric nursing.
10. Prepare a design for layout and describe standards for management of Psychiatric units/emergency units/hospitals
11. Teach psychiatric nursing to undergraduate students & in-service nurses.



Course Content

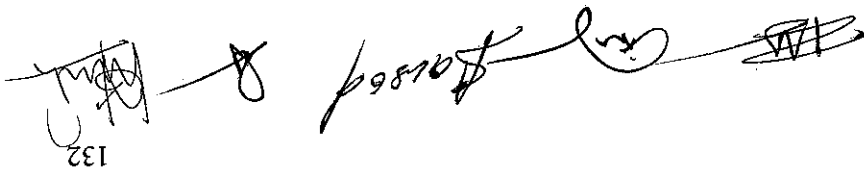
Unit	Hours	Content
I	2	Principles and practice of Psychiatric nursing <input type="checkbox"/> Review
II	10	Crisis Intervention <input type="checkbox"/> Crisis, Definition <input type="checkbox"/> Phases In The Development of A Crisis <input type="checkbox"/> Types of Crisis; Dispositional, Anticipated Life Transitions <input type="checkbox"/> Traumatic Stress, Maturational/ Development, Reflecting <input type="checkbox"/> Psychopathology <input type="checkbox"/> Psychiatric Emergencies and their management <input type="checkbox"/> Grief and grief reaction <input type="checkbox"/> Crisis Intervention; Phases <input type="checkbox"/> Post traumatic stress disorder (PTSD) <input type="checkbox"/> Role of the Nurse
III	4	Anger/ Aggression Management <input type="checkbox"/> Anger and Aggression, Types, Predisposing Factors <input type="checkbox"/> Management <input type="checkbox"/> Role of The Nurse
IV	5	The Suicidal Client <input type="checkbox"/> Epidemiological Factors <input type="checkbox"/> Risk Factors <input type="checkbox"/> Predisposing Factors: Theories of Suicide-Psychological, Sociological, Biological <input type="checkbox"/> Nursing Management
V	5	Disorders of Infancy, Childhood, and Adolescence <input type="checkbox"/> Mentally Challenged <input type="checkbox"/> Autistic Disorders <input type="checkbox"/> Attention-Deficit/Hyperactivity Disorder <input type="checkbox"/> Conduct Disorders, behavioural disorders <input type="checkbox"/> Oppositional Defiant Disorder <input type="checkbox"/> Tourette's Disorders <input type="checkbox"/> Separation Anxiety Disorder <input type="checkbox"/> Psychopharmacological Intervention and Nursing Management
VI	5	Delirium, Dementia, and Amnesic Disorders <input type="checkbox"/> Delirium <input type="checkbox"/> Dementia <input type="checkbox"/> Amnesia <input type="checkbox"/> Psychopharmacological Intervention and Nursing Management
VII	10	Substance-Related Disorders <input type="checkbox"/> Substance-Use Disorders <input type="checkbox"/> Substance-Induced Disorders <input type="checkbox"/> Classes Of Psychoactive Substances <input type="checkbox"/> Predisposing Factors

[Handwritten signatures and initials]


Content	Hours	Unit
<ul style="list-style-type: none"> <input type="checkbox"/> The Dynamics Of Substance-Related Disorders <input type="checkbox"/> The Impaired Nurse <input type="checkbox"/> Codependency <input type="checkbox"/> Treatment Modalities For Substance-Related Disorders and Nursing Management 		
<p>VIII</p> <p>Schizophrenia and Other Psychotic Disorders (Check ICD10)</p> <ul style="list-style-type: none"> <input type="checkbox"/> Nature of the Disorder <input type="checkbox"/> Predisposing Factors <input type="checkbox"/> Schizophrenia-Types <input type="checkbox"/> Disorganized Schizophrenia <input type="checkbox"/> Catatonic Schizophrenia <input type="checkbox"/> Paranoid Schizophrenia <input type="checkbox"/> Undifferentiated Schizophrenia <input type="checkbox"/> Residual Schizophrenia <input type="checkbox"/> Other Psychotic disorders <input type="checkbox"/> Schizoaffective Disorder <input type="checkbox"/> Brief Psychotic Disorder <input type="checkbox"/> Schizophreniform Disorder <input type="checkbox"/> Psychotic Disorder Due to a General Medical Condition <input type="checkbox"/> Substance-Induced Psychotic Disorder <input type="checkbox"/> Treatment and Nursing Management 	10	
<p>IX</p> <p>Mood Disorders</p> <ul style="list-style-type: none"> <input type="checkbox"/> Historical Perspective <input type="checkbox"/> Epidemiology <input type="checkbox"/> The Grief Response <input type="checkbox"/> Maladaptive Responses To Loss <input type="checkbox"/> Types Of Mood Disorders <input type="checkbox"/> Depressive disorders <input type="checkbox"/> Bipolar disorders <input type="checkbox"/> Treatment and Nursing Management 	8	
<p>X</p> <p>Anxiety Disorders</p> <ul style="list-style-type: none"> <input type="checkbox"/> Historical Aspects <input type="checkbox"/> Epidemiological Statistics <input type="checkbox"/> How Much is too Much? <input type="checkbox"/> Types <input type="checkbox"/> Panic Disorder <input type="checkbox"/> Generalized Anxiety Disorder <input type="checkbox"/> Phobias <input type="checkbox"/> Obsessive-Compulsive Disorder <input type="checkbox"/> Posttraumatic Stress Disorder <input type="checkbox"/> Anxiety Disorder Due to a General Medical Condition <input type="checkbox"/> Substance-Induced Anxiety Disorder <input type="checkbox"/> Treatment Modalities <input type="checkbox"/> Psychopharmacology & Nursing Management 	8	
<p>XI</p> <p>Somatiform And Sleep Disorders</p> <ul style="list-style-type: none"> <input type="checkbox"/> Somatiform Disorders <input type="checkbox"/> Historical Aspects 	5	

[Handwritten signatures and initials]

Unit	Hours	Content
		<ul style="list-style-type: none"> • Epidemiological Statistics • Pain Disorder • Hypochondriasis • Conversion Disorder • Body Dysmorphic Disorder □ Sleep Disorder □ Treatment Modalities and Nursing Management
XII	4	Dissociative Disorders and Management <ul style="list-style-type: none"> □ Historical Aspects □ Epidemiological Statistics □ Application of the Nursing Management □ Treatment Modalities and Nursing Management
XIII	4	Sexual And Gender Identity Disorders <ul style="list-style-type: none"> □ Development Of Human Sexuality □ Sexual Disorders □ Variation In Sexual Orientation □ Nursing Management
XIV	4	Eating Disorders <ul style="list-style-type: none"> □ Epidemiological Factors □ Predisposing Factors : Anorexia Nervosa And Bulimia Nervosa □ obesity □ Psychopharmacology □ Treatment & Nursing Management
XV	4	Adjustment and Impulse Control Disorders <ul style="list-style-type: none"> □ Historical and Epidemiological Factors • Adjustment Disorders • Impulse Control Disorders □ Treatment & Nursing Management
XVI	4	Medical Conditions due to Psychological Factors <ul style="list-style-type: none"> □ Asthma □ Cancer □ Coronary Heart Disease □ Peptic Ulcer □ Essential Hypertension □ Migraine Headache □ Rheumatoid Arthritis □ Ulcerative Colitis □ Treatment & Nursing Management
XVII	8	Personality Disorders <ul style="list-style-type: none"> □ Historical perspectives □ Types Of Personality Disorders • Paranoid Personality Disorder • Schizoid Personality Disorder • Antisocial Personality Disorder • Borderline Personality Disorder

132


Content	Hours	Unit
<ul style="list-style-type: none"> • Histrionic Personality Disorder • Narcissitic Personality Disorder • Avoidance Personality Disorder • Dependent Personality Disorder • Obsessive-Compulsive Personality Disorder • Passive-Aggressive Personality Disorders • Identification, diagnostic, symptoms • Psychopharmacology • Treatment & Nursing Management 		
<p>The Aging Individual</p> <ul style="list-style-type: none"> □ Epidemiological Statistics □ Biological Theories □ Biological Aspects of Aging □ Psychological Aspects of Aging □ Memory Functioning □ Socio-cultural aspects of aging □ Sexual aspects of aging □ Special Concerns of the Elderly Population □ Psychiatric problems among elderly population □ Treatment & Nursing Management 	8	XVIII
<p>The person living with HIV Disease</p> <ul style="list-style-type: none"> □ Psychological problems of individual HIV/AIDS □ Counseling □ Treatment & Nursing Management 	5	XIX
<p>Problems Related to Abuse or Neglect</p> <ul style="list-style-type: none"> □ Vulnerable groups, Women, Children, elderly, psychiatric patients, under privileged, challenged □ Predisposing Factors □ Treatment & Nursing management- Counseling 	5	XX
<p>Community Mental Health Nursing</p> <ul style="list-style-type: none"> □ National Mental Health Program- Community mental health program □ The Changing Focus of care □ The Public Health Model □ The Role of the Nurse □ Case Management □ The community as Client • Primary Prevention • Populations at Risk • Secondary prevention • Tertiary Prevention □ Community based rehabilitation 	7	XXI
<p>Ethical and Legal Issues in Psychiatric/Mental Health Nursing</p> <ul style="list-style-type: none"> □ Ethical Considerations □ Legal Consideration 	5	XXII

133




Content	Hours	Unit
<ul style="list-style-type: none"> • Nurse Practice Acts • Types of Law • Classification within Statutory and Common Law • Legal Issues in Psychiatric/Mental Health Nursing • Nursing Liability 		
<p>Psychosocial rehabilitation</p> <ul style="list-style-type: none"> <input type="checkbox"/> Principles of rehabilitation <input type="checkbox"/> Disability assessment <input type="checkbox"/> Day care centers <input type="checkbox"/> Half way homes <input type="checkbox"/> Reintegration into the community <input type="checkbox"/> Training and support to care givers <input type="checkbox"/> Sheltered workshops <input type="checkbox"/> Correctional homes 	5	XXIII
<p>Counseling</p> <ul style="list-style-type: none"> <input type="checkbox"/> Liaison psychiatric nursing <input type="checkbox"/> Terminal illnesses-Counseling <input type="checkbox"/> Post partum psychosis-treatment, care and counseling <input type="checkbox"/> Death dying-Counseling <input type="checkbox"/> Treatment, care and counseling - • Unwed mothers • HIV and AIDS 	5	XXIV
<p>Administration and management of psychiatric units including emergency units</p> <ul style="list-style-type: none"> <input type="checkbox"/> Design & layout <input type="checkbox"/> Staffing, <input type="checkbox"/> Equipment, supplies, <input type="checkbox"/> Norms, policies and protocols <input type="checkbox"/> Quality assurance <input type="checkbox"/> Practice standards for psychiatric nursing <input type="checkbox"/> Documentation 	5	XXV
<p>Education and training in psychiatric care</p> <ul style="list-style-type: none"> <input type="checkbox"/> Staff orientation, training and development, <input type="checkbox"/> In-service education program, <input type="checkbox"/> Clinical teaching programs. 	5	XXVI

Practicals

Total = 960 Hours
1 Week = 30 Hours

S.No.	Area of Posting	No. of Week	Total Hours
1	Acute Psychiatric Ward	4	120 Hours
2	Chronic Psychiatric Ward	4	120 Hours
3	De-addiction Unit	4	120 Hours
4	Psychiatric Emergency Unit	4	120 Hours
5	O.P.D (Neuro and psychiatric)	3	90 Hours
6	Child Psychiatric Unit and child guidance clinic	2	60 Hours
7	Post natal ward	1	30 Hours
8	Family Psychiatric Unit	2	60 Hours
9	Field visits	2	60 Hours
10	Rehabilitation	2	60 Hours
11	Community Mental Health Unit	4	120 Hours
Total		32 Weeks	960 Hours

Essential Psychiatric nursing skills

Procedures Observed

1. Psychometric tests

2. Personality tests

3. Family therapy

4. Assisted

5. CT

6. MRI

7. Behavioral therapy.

Procedures Performed

1. Mental status examination

2. Participating in various therapies - Physical; ECT, Administration of Oral, IM, IV psychotropic drugs

4. Interviewing skills

5. Counseling skills

6. Communication skills

7. Psychoeducation

8. Interpersonal relationship skills

9. Community Survey for identifying mental health problems

10. Rehabilitation therapy

11. Health education and life skills training.

12. Supportive psychotherapeutic skills

13. Group therapy

14. Milieu therapy

15. Social/Recreational therapy.

16. Occupational therapy.

CLINICAL SPECIALTY - II

COMMUNITY HEALTH NURSING

Placement : II Year

Hours of Instruction
Theory- 150 hours
Practicals- 950 hours
Total- 1100 hrs


Course Description

This course is designed to assist students in developing expertise and in-depth understanding in the field of community health nursing. It will help students to develop advanced skills for nursing intervention in various aspects of community health care settings. It will enable the student to function as community health Nurse practitioner/specialist. It will further enable the student to function as educator, manager and researcher in the field of community health nursing.

Objectives


At the end of the course the students will be able to:

1. Appreciate trends and issues related to community health Nursing-reproductive and child health, school health, Occupational health, international health, rehabilitation, geriatric and mental health.
2. Apply epidemiological concepts and principles in community health nursing practice
3. Perform community health assessment and plan health programmes
4. Describe the various components of Reproductive and child health programme.
5. Demonstrate leadership abilities in organizing community health nursing services by using inter-sectoral approach.
6. Describe the role and responsibilities of community health nurse in various national health and family welfare programmes
7. Participate in the implementation of various national health and family welfare programme
8. Demonstrate competencies in providing family centered nursing care independently
9. Participate/Conduct research for new insights and innovative solutions to health problems
10. Teach and supervise nurses and allied health workers.
11. Design a layout of sub center/Primary health center/Community health centre and develop standards for community health nursing practice.



Content Outlines


Unit	Hours	Content
I	20	<ul style="list-style-type: none"> <input type="checkbox"/> Introduction • Concept, scope, definition, trends, History and development of modern Epidemiology • Contribution of epidemiology • Implications <input type="checkbox"/> Epidemiological methods <input type="checkbox"/> Measurement of health and disease: <input type="checkbox"/> Health policies <input type="checkbox"/> Epidemiological approaches • Study of disease causatives • Health promotion • Levels of prevention <input type="checkbox"/> Epidemiology of • Communicable diseases • Non-communicable diseases <input type="checkbox"/> Emerging and re-emerging diseases <input type="checkbox"/> National Integrated disease Surveillance Programme <input type="checkbox"/> Health information system <input type="checkbox"/> Epidemiology study and reports <input type="checkbox"/> Role of Community health nurse
Unit II	40	<p>National Health and Family Welfare Programmes</p> <ul style="list-style-type: none"> <input type="checkbox"/> Objectives, Organisation/manpower/resources, Activities, Goals, inter-sectoral approach, implementation, item/purpose, role and responsibilities of community health nurse: • National Vector Borne Disease Control Program (NVBDCP) • National Filariasis Control Programme • National Leprosy Eradication Programme • Revised national TB Control Programme • National Programme for Control of Blindness • National Iodine Deficiency disorders Control Programme • National Mental Health Programme • National AIDS Control Programme • National Cancer Control Programme • RCH I and II • Non-communicable disease programmes • NRHM - Health Schemes: <ul style="list-style-type: none"> * ESI * CGHS * Health Insurance



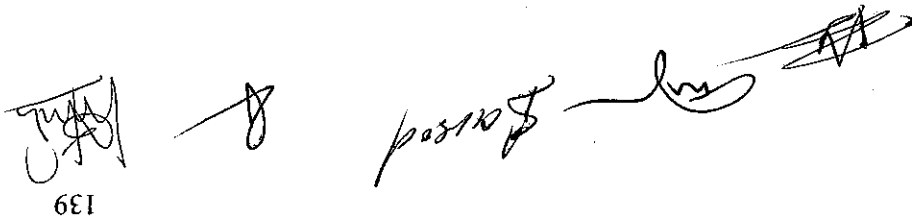
JMA → *Barry* *WMA* ~~*WMA*~~

Unit	Hours	Content
III	15	School Health <input type="checkbox"/> Introduction: definition, concepts, objectives, <input type="checkbox"/> Health assessment, Screening, identification, referral <input type="checkbox"/> and follow up, <input type="checkbox"/> Safe environment <input type="checkbox"/> Services, programmes and plans - first aid, treatment of <input type="checkbox"/> minor ailments <input type="checkbox"/> Inter-sectoral coordination <input type="checkbox"/> Adolescent health <input type="checkbox"/> Disaster, disaster preparedness, and management <input type="checkbox"/> Guidance and counseling <input type="checkbox"/> School health records - maintenance and its importance <input type="checkbox"/> Roles and responsibilities of community health nurse
IV	15	International health <input type="checkbox"/> Global burden of disease <input type="checkbox"/> Global health rules to halt disease spread <input type="checkbox"/> Global health priorities and programmes <input type="checkbox"/> International quarantine <input type="checkbox"/> Health tourism <input type="checkbox"/> International cooperation and assistance <input type="checkbox"/> International travel and trade <input type="checkbox"/> Health and food legislation, laws, adulteration of food <input type="checkbox"/> Disaster management <input type="checkbox"/> Migration <input type="checkbox"/> International health agencies - World Health <input type="checkbox"/> organizations, World health assembly, UNICEF, UNFPA, <input type="checkbox"/> SIDA, US AID, DANIDA, DFID, AusAID etc <input type="checkbox"/> International health issues and problems <input type="checkbox"/> International nursing practice standards <input type="checkbox"/> International health vis-a vis national health <input type="checkbox"/> International health days and their significance
V	15	Education and administration <input type="checkbox"/> Quality assurance <input type="checkbox"/> Standards, Protocols, Policies, Procedures <input type="checkbox"/> Infection control; Standard safety measures <input type="checkbox"/> Nursing audit <input type="checkbox"/> Design of Sub-Centre/Primary Health Centre/ <input type="checkbox"/> Community health center <input type="checkbox"/> Staffing; Supervision and monitoring-Performance <input type="checkbox"/> appraisal <input type="checkbox"/> Budgeting <input type="checkbox"/> Material management <input type="checkbox"/> Role and responsibilities of different categories of <input type="checkbox"/> personnel in community health <input type="checkbox"/> Referral chain - community outreach services <input type="checkbox"/> Transportation <input type="checkbox"/> Public relations <input type="checkbox"/> Planning in-service educational programme and <input type="checkbox"/> teaching

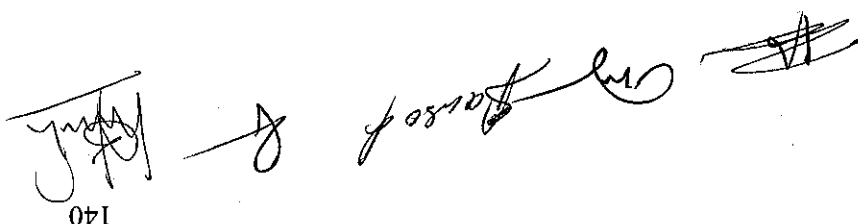




Unit	Hours	Content
Unit VIII	10	<ul style="list-style-type: none"> <input type="checkbox"/> Community mental health <input type="checkbox"/> Magnitude, trends and issues <input type="checkbox"/> National Mental Health Program-Community mental health program <input type="checkbox"/> The Changing Focus of care <input type="checkbox"/> The Public Health Model <input type="checkbox"/> Case Management-Collaborative care <input type="checkbox"/> Crisis intervention <input type="checkbox"/> Welfare agencies <input type="checkbox"/> Population at Risk <input type="checkbox"/> The community as Client <input type="checkbox"/> Primary Prevention
Unit VII	10	<ul style="list-style-type: none"> <input type="checkbox"/> Rehabilitation <input type="checkbox"/> Introduction: Concepts, principles, trends, issues, <input type="checkbox"/> Rehabilitation team <input type="checkbox"/> Models, Methods <input type="checkbox"/> Community based rehabilitation <input type="checkbox"/> Ethical issues <input type="checkbox"/> Rehabilitation Council of India <input type="checkbox"/> Disability and rehabilitation - Use of various prosthetic devices <input type="checkbox"/> Psychosocial rehabilitation <input type="checkbox"/> Rehabilitation of chronic diseases <input type="checkbox"/> Restorative rehabilitation <input type="checkbox"/> Vocational rehabilitation <input type="checkbox"/> Role of voluntary organizations <input type="checkbox"/> Guidance and counseling <input type="checkbox"/> Welfare measures <input type="checkbox"/> Role and responsibilities of community health nurse
Unit VI	10	<ul style="list-style-type: none"> <input type="checkbox"/> Geriatric <input type="checkbox"/> Concept, trends, problems and issues <input type="checkbox"/> Aging process, and changes <input type="checkbox"/> Theories of ageing <input type="checkbox"/> Health problems and needs <input type="checkbox"/> Psycho-physiological stressors and disorders <input type="checkbox"/> Myths and facts of aging <input type="checkbox"/> Health assessment <input type="checkbox"/> Home for aged-various agencies <input type="checkbox"/> Rehabilitation of elderly <input type="checkbox"/> Care of elderly <input type="checkbox"/> Elderly abuse <input type="checkbox"/> Training and supervision of care givers <input type="checkbox"/> Government welfare measures Programmes for elderly- <input type="checkbox"/> Role of NGOs <input type="checkbox"/> Roles and responsibilities of Geriatric nurse in the community
Unit	Hours	<ul style="list-style-type: none"> <input type="checkbox"/> Training of various categories of health workers- <input type="checkbox"/> preparation of manuals

139


Content	Hours	Unit
<ul style="list-style-type: none"> • Secondary prevention • Tertiary Prevention Community based rehabilitation Human rights of mentally ill Substance use Mentally challenged groups Role of community health nurse 		
<p>Occupational health</p> <ul style="list-style-type: none"> □ Introduction: Trends, issues, Definition, Aims, Objectives, Workplace safety □ Ergonomics and Ergonomic solutions □ Occupational environment- Physical, social, Decision making, Critical thinking □ Occupational hazards for different categories of people- physical, chemical, biological, mechanical, , Accidents, Occupational diseases and disorders □ Measures for Health promotion of workers; Prevention and control of occupational diseases, disability limitations and rehabilitation □ Women and occupational health □ Occupational education and counseling □ Violence at workplace □ Child labour □ Disaster preparedness and management □ Legal issues: Legislation, Labour unions, ILO and WHO recommendations, Factories act, ESI act □ Role of Community health nurse, Occupational health team 	15	IX



- Assisted
- Laparoscopic sterilization
- Vasectomy
- All clinics related to RCH
- Monitoring of national health and family welfare programmes

- Observed
- MCH office and DPHNO
- CHC/ First Referral Unit(FRU)
- Child guidance clinic
- Institute/Unit for mentally challenged
- District TB centre
- AIDS control society
- Filariasis clinic
- RCH clinic
- STD clinic
- Leprosy clinic
- Community based rehabilitation unit
- Cancer centers
- Palliative care
- Home of old age
- Mental health units
- De-addiction centres
- School health services
- Industry
- Selected industrial health centers
- ESI unit
- Municipality/ corporation office

Categorisation of practical activities

S.No.	Dept./Unit	No. of Week	Total Hours
1	Urban and Rural community	17	510 Hours
2	School Health	3	90 Hours
3	International health	2	60 Hours
4	Administration(SC/PHC/CHC)	2	60 Hours
5	Occupational health	2	60 Hours
6	Community Mental Health	2	60 Hours
7	Home for aged and Hospice	2	60 Hours
8	Rehabilitation	2	60 Hours
Total		32 weeks	960 Hours

Total = 960 Hours
1 Week = 30 Hours

Practical

[Handwritten signatures and scribbles]

- **Performed**
- Conduct various clinics
- School health assessment.
- Health survey.
- Health assessment
- Drug administration as per the protocols
- Treatment of minor ailments
- Investigating outbreak of epidemic.
- Screening for leprosy, TB and non-communicable disease
- Presumptive and radical treatment for Malaria.
- Counseling
- Report writing
- Referrals
- Writing a project proposal
- Material management- requisition for indent, condemnation, inventory maintenance,
- Training and Supervision of various categories of personnel
- Liaison with NGO's

STAFFING PATTERN RELAXED TILL 2012

Qualifications & Experience of Teachers Of College Of Nursing

Sr. No.	Post, Qualification & Experience
1	<p>Professor-cum-Principal</p> <ul style="list-style-type: none"> - Masters Degree in Nursing - 10 years of experience and minimum of 5 years of teaching experience. <p><i>Desirable: Independent published work of high standard / doctorate degree / M.Phil.</i></p>
2	<p>Professor-cum-Vice Principal</p> <ul style="list-style-type: none"> - Masters Degree in Nursing - 10 years of experience and minimum of 5 years of teaching experience. <p><i>Desirable: Independent published work of high standard / doctorate degree / M.Phil.</i></p>
3	<p>Reader / Associate Professor</p> <ul style="list-style-type: none"> - Master Degree in Nursing. - 7 years of experience and minimum of 3 years teaching experience <p><i>Desirable: Independent published work of high standard / doctorate degree / M.Phil.</i></p>
4	<p>Assistant Professor / Lecturer</p> <ul style="list-style-type: none"> - Master Degree in Nursing. - 3 years experience

Pay scales - as per UGC scales

142
