



राजा शंकर शाह विश्वविद्यालय छिंदवाड़ा (म.प्र.)

RAJA SHANKAR SHAH UNIVERSITY CHHINDWARA (M.P.)

P.G. College Campus Dharam Tekri, Chhindwara

75
आज़ादी का
अमृत महोत्सव

क्र. 25914 / अका. / रा.श.श.वि. / 2025


दिनांक 14/01/2025

// अधिसूचना //

सर्व संबंधितों को अधिसूचित किया जाता है कि सत्र 2024-25 में आयोजित पी-एच.डी. प्रवेश परीक्षा हेतु विभिन्न विषयों के पाठ्यक्रम निम्नानुसार होगा।

1. भाग "अ" – शोध प्रविधि (पाठ्यक्रम संलग्न है) सभी विषयों के परीक्षार्थियों हेतु अनिवार्य है।
2. भाग "ब" – हिन्दी साहित्य, अंग्रेजी साहित्य, अर्थशास्त्र, भूगोल, इतिहास, समाजशास्त्र, राजनीति शास्त्र, पुस्तकालय एवं सूचना प्रौद्योगिकी, भौतिक शास्त्र, रसायन शास्त्र, प्राणीशास्त्र, वनस्पति शास्त्र, वाणिज्य, संस्कृत, गणित एवं बायोटेक्नोलॉजी विषयों के पाठ्यक्रम मध्यप्रदेश राज्य पात्रता परीक्षा 2024 (MPSET 2024) के विषयवार पाठ्यक्रम अनुसार होगा। जिसमें निम्नांकित विषयों के परीक्षार्थी निम्नानुसार पाठ्यक्रम का अध्ययन करेंगे।

- रसायन शास्त्र के परीक्षार्थी के लिए केमिकल साइंस का पाठ्यक्रम मान्य है।
- वनस्पतिशास्त्र, प्राणीशास्त्र एवं बायोटेक्नोलॉजी के परीक्षार्थी के लिए लाईफ साइंस का पाठ्यक्रम मान्य है।
- भौतिक शास्त्र के परीक्षार्थी के लिए फिजिकल साइंस का पाठ्यक्रम मान्य है।



कुलसचिव 13.1.25

राजा शंकर शाह विश्वविद्यालय
छिंदवाड़ा (म.प्र.)

दिनांक 14/01/2025

पृ. क्र. 25915 / अका. / रा.श.श.वि. / 2025
प्रतिलिपि :-

- 1- आयुक्त उच्च शिक्षा विभाग सतपुड़ा भवन भोपाल की ओर सूचनार्थ।
- 2- माननीय कुलगुरु महोदय जी के निज सहायक के माध्यम से माननीय कुलगुरु महोदय जी की ओर सूचनार्थ।
- 3- संबंधित नस्ती।


13.1.25

प्रभारी अकादमिक

राजा शंकर शाह विश्वविद्यालय
छिंदवाड़ा (म.प्र.)

पी-एच.डी. के लिए प्रवेश परीक्षा का पाठ्यक्रम
भाग – अ
शोध प्रविधि


- 1- शोध – अर्थ, प्रकार, प्रकृति, क्षेत्र और महत्व, अनुसंधान अभिकल्प।
- 2- वैज्ञानिक पद्धति एवं अनुसंधान के चरण एवं परिकल्पना।
- 3- प्राथमिक और द्वितीयक समंक – स्रोत, उपकरण और तकनीकें।
- 4- तथ्य संग्रह, प्रस्तुति, व्याख्या और विश्लेषण।
- 5- अनुसंधान में सांख्यिकीय उपकरण और तकनीकें।
- 6- आईसीटी का उपयोग – अनुसंधान में आईसीटी का अनुसंधान में मूल बातें और उसके अनुप्रयोग।
- 7- शिक्षण और अनुसंधान योग्यता- अवधारणाएं और महत्व, सीखने के दृष्टिकोण, धारणा और व्याख्या। अध्यापन कौशल।
- 8- अनुसंधान नीतिशास्त्र एवं वैज्ञानिक अनुसंधान में नैतिकता।

SYLLABUS FOR Ph.D. ENTRANCE EXAMINATION
PART-“A”
Research Methodology

- 1- Research - Meaning, types. Importance. Scope and nature. Research design.
- 2- Scientific Method & Stage of Research and Hypothesis.
- 3- Primary and secondary Data- Sources, Tools and techniques.
- 4- Data collection, presentation, interpretation and analysis.
- 5- Statistical tools & techniques in research
- 6- Use of ICT - Basics and applications of ICT in research
- 7- Teaching & Research Aptitude - concepts and importance, approaches of learning Perception and interpretation. Thing Skills.
- 8- Research Ethics and Morality in Scientific Research.

अंक विभाजन

- I. भाग – “अ” शोध प्रविधि (अंक 50) एवं भाग – “ब” संबंधित विषय से (अंक 50) कुल अंक 100
- II. प्रत्येक प्रश्न 01 अंक का होगा एवं ऋणात्मक मूल्यांकन नहीं होगा।
- III. सभी प्रश्न बहुविकल्पीय हैं।
- IV. समय : 02 घण्टे।


13.1.25

Raja Shankar Shah University, Chhindwara (M.P.)

Subject – Biotechnology

Part- B Syllabus

1. Molecules and their Interaction Relevant to Biology
2. Cellular Organization
3. Fundamental Processes
4. Cell Communication and Cell Signaling
5. Developmental Biology
6. System Physiology – Plant
7. System Physiology – Animal
8. Inheritance Biology
9. Diversity of Life Forms
10. Ecological Principles
11. Evolution and Behavior
12. Applied Biology
13. Methods in Biology

1. MOLECULES AND THEIR INTERACTION RELEVANT TO BIOLOGY

- A. Structure of atoms, molecules and chemical bonds.
- B Composition, structure and function of biomolecules (carbohydrates, lipids, proteins, nucleic acids and vitamins).
- C. Stabilizing interactions (Van der Waals, electrostatic, hydrogen bonding, hydrophobic interaction, etc.).
- D Principles of biophysical chemistry (pH, buffer, reaction kinetics, thermodynamics, colligative properties).
- E. Bioenergetics, glycolysis, oxidative phosphorylation, coupled reaction, group transfer, biological energy transducers.
- F. Principles of catalysis, enzymes and enzyme kinetics, enzyme regulation, mechanism of enzyme catalysis, isozymes
- G. Conformation of proteins (Ramachandran plot, secondary structure, domains, motif and folds).
- H. Conformation of nucleic acids (helix (A, B, Z), t-RNA, micro-RNA).
- I. Stability of proteins and nucleic acids.
- J. Metabolism of carbohydrates, lipids, amino acids nucleotides and vitamins.

2. CELLULAR ORGANIZATION

- A) **Membrane structure and function**
(Structure of model membrane, lipid bilayer and membrane protein diffusion, osmosis, ion channels, active transport, membrane pumps, mechanism of sorting and regulation of intracellular transport, electrical properties of membranes).
- B) **Structural organization and function of intracellular organelles** (Cell wall, nucleus, mitochondria, Golgi bodies, lysosomes, endoplasmic reticulum, peroxisomes, plastids, vacuoles, chloroplast, structure & function of cytoskeleton and its role in motility).
- C) **Organization of genes and chromosomes** (Operon, unique and repetitive DNA, interrupted genes, gene families, structure of chromatin and chromosomes, heterochromatin, euchromatin, transposons).
- D) **Cell division and cell cycle** (Mitosis and meiosis, their regulation, steps in cell cycle, regulation and control of cell cycle).
- E) **Microbial Physiology** (Growth yield and characteristics, strategies of cell division, stress response)

3. FUNDAMENTAL PROCESSES

- A) **DNA replication, repair and recombination** (Unit of replication, enzymes involved, replication origin and replication fork, fidelity of replication, extrachromosomal replicons, DNA damage and repair mechanisms, homologous and site-specific recombination).
- B) **RNA synthesis and processing** (transcription factors and machinery, formation of initiation complex, transcription activator and repressor, RNA polymerases, capping,

elongation, and termination, RNA processing, RNA editing, splicing, and polyadenylation, structure and function of different types of RNA, RNA transport).

- C) **Protein synthesis and processing** (Ribosome, formation of initiation complex, initiation factors and their regulation, elongation and elongation factors, termination, genetic code, aminoacylation of tRNA, tRNA-identity, aminoacyl tRNA synthetase, and translational proof-reading, translational inhibitors, Post- translational modification of proteins).
- D) **Control of gene expression at transcription and translation level** (regulating the expression of phages, viruses, prokaryotic and eukaryotic genes, role of chromatin in gene expression and gene silencing).

4. Cell communication and cell signaling

- A) **Host parasite interaction** Recognition and entry processes of different pathogens like bacteria, viruses into animal and plant host cells, alteration of host cell behavior by pathogens, virus-induced cell transformation, pathogen-induced diseases in animals and plants, cell-cell fusion in both normal and abnormal cells.
- B) **Cell signaling** Hormones and their receptors, cell surface receptor, signaling through G-protein coupled receptors, signal transduction pathways, second messengers, regulation of signaling pathways, bacterial and plant two-component systems, light signaling in plants, bacterial chemotaxis and quorum sensing.
- C) **Cellular communication** Regulation of hematopoiesis, general principles of cell communication, cell adhesion and roles of different adhesion molecules, gap junctions, extracellular matrix, integrins, neurotransmission and its regulation.
- D) **Cancer**
Genetic rearrangements in progenitor cells, oncogenes, tumor suppressor genes, cancer and the cell cycle, virus-induced cancer, metastasis, interaction of cancer cells with normal cells, apoptosis, therapeutic interventions of uncontrolled cell growth.
- E) **Innate and adaptive immune system** Cells and molecules involved in innate and adaptive immunity, antigens, antigenicity and immunogenicity. B and T cell epitopes, structure and function of antibody molecules, generation of antibody diversity, monoclonal antibodies, antibody engineering, antigen-antibody interactions, MHC molecules, antigen processing and presentation, activation and differentiation of B and T cells, B and T cell receptors, humoral and cell-mediated immune responses, primary and secondary immune modulation, the complement system, Toll-like receptors, cell-mediated effector functions, inflammation, hypersensitivity and autoimmunity, immune response during bacterial (tuberculosis), parasitic (malaria) and viral (HIV) infections, congenital and acquired immunodeficiencies, vaccines.

5. DEVELOPMENTAL BIOLOGY

A) **Basic concepts of development** : Potency, commitment, specification, induction, competence, determination and differentiation; morphogenetic gradients; cell fate and cell lineages; stem cells; genomic equivalence and the cytoplasmic determinants; imprinting; mutants and transgenics in analysis of development

B) **Gametogenesis, fertilization and early development**: Production of gametes, cell surface molecules in sperm-egg recognition in animals; embryo sac development and double fertilization in plants; zygote formation, cleavage, blastula formation, embryonic fields, gastrulation and formation of germ layers in animals; embryogenesis, establishment of symmetry in plants; seed formation and germination.

C) **Morphogenesis and organogenesis in animals** : Cell aggregation and differentiation in *Dictyostelium*; axes and pattern formation in *Drosophila*, amphibia and chick; organogenesis – vulva formation in *Caenorhabditis elegans*, eye lens induction, limb development and regeneration in vertebrates; differentiation of neurons, post embryonic development- larval formation, metamorphosis; environmental regulation of normal development; sex determination.

D) **Morphogenesis and organogenesis in plants**: Organization of shoot and root apical meristem; shoot and root development; leaf development and phyllotaxy; transition to flowering, floral meristems and floral development in *Arabidopsis* and *Antirrhinum*

E) **Programmed cell death, aging and senescence**

6. SYSTEM PHYSIOLOGY - PLANT

A. **Photosynthesis** - Light harvesting complexes; mechanisms of electron transport; photoprotective mechanisms; CO₂ fixation-C₃, C₄ and CAM pathways.

B. **Respiration and photorespiration** – Citric acid cycle; plant mitochondrial electron transport and ATP synthesis; alternate oxidase; photorespiratory pathway.

C. **Nitrogen metabolism** - Nitrate and ammonium assimilation; amino acid biosynthesis.

D. **Plant hormones** – Biosynthesis, storage, breakdown and transport; physiological effects and mechanisms of action.

E. **Sensory photobiology** - Structure, function and mechanisms of action of phytochromes, cryptochromes and phototropins; stomatal movement; photoperiodism and biological clocks.

- F. **Solute transport and photoassimilate translocation** – uptake, transport and translocation of water, ions, solutes and macromolecules from soil, through cells, across membranes, through xylem and phloem; transpiration; mechanisms of loading and unloading of photoassimilates.
- G. **Secondary metabolites** - Biosynthesis of terpenes, phenols and nitrogenous compounds and their roles.
- H. **Stress physiology** – Responses of plants to biotic (pathogen and insects) and abiotic (water, temperature and salt) stresses.

7. **SYSTEM PHYSIOLOGY - ANIMAL**

- A. **Blood and circulation** - Blood corpuscles, haemopoiesis and formed elements, plasma function, blood volume, blood volume regulation, blood groups, haemoglobin, immunity, haemostasis.
- B. **Cardiovascular System:** Comparative anatomy of heart structure, myogenic heart, specialized tissue, ECG – its principle and significance, cardiac cycle, heart as a pump, blood pressure, neural and chemical regulation of all above.
- C. **Respiratory system** - Comparison of respiration in different species, anatomical considerations, transport of gases, exchange of gases, waste elimination, neural and chemical regulation of respiration.
- D. **Nervous system** - Neurons, action potential, gross neuroanatomy of the brain and spinal cord, central and peripheral nervous system, neural control of muscle tone and posture.
- E. **Sense organs** - Vision, hearing and tactile response.
- F. **Excretory system** - Comparative physiology of excretion, kidney, urine formation, urine concentration, waste elimination, micturition, regulation of water balance, blood volume, blood pressure, electrolyte balance, acid-base balance.
- G. **Thermoregulation** - Comfort zone, body temperature – physical, chemical, neural regulation, acclimatization.
- H. **Stress and adaptation**
- I. **Digestive system** - Digestion, absorption, energy balance, BMR.
- J. **Endocrinology and reproduction** - Endocrine glands, basic mechanism of hormone action, hormones and diseases; reproductive processes, gametogenesis, ovulation, neuroendocrine regulation

8. INHERITANCE BIOLOGY

- A) Mendelian principles : Dominance, segregation, independent assortment.
- B) Concept of gene : Allele, multiple alleles, pseudoallele, complementation tests
- C) Extensions of Mendelian principles : Codominance, incomplete dominance, gene interactions, pleiotropy, genomic imprinting, penetrance and expressivity, phenocopy, linkage and crossing over, sex linkage, sex limited and sex influenced characters.
- D) Gene mapping methods : Linkage maps, tetrad analysis, mapping with molecular markers, mapping by using somatic cell hybrids, development of mapping population in plants.
- E) Extra chromosomal inheritance : Inheritance of Mitochondrial and chloroplast genes, maternal inheritance.
- F) Microbial genetics : Methods of genetic transfers – transformation, conjugation, transduction and sex-duction, mapping genes by interrupted mating, fine structure analysis of genes.
- G) Human genetics : Pedigree analysis, lod score for linkage testing, karyotypes, genetic disorders.
- H) Quantitative genetics : Polygenic inheritance, heritability and its measurements, QTL mapping.
- I) Mutation : Types, causes and detection, mutant types – lethal, conditional, biochemical, loss of function, gain of function, germinal verses somatic mutants, insertional mutagenesis.
- J) Structural and numerical alterations of chromosomes : Deletion, duplication, inversion, translocation, ploidy and their genetic implications.
- K) Recombination : Homologous and non-homologous recombination including transposition.

9. DIVERSITY OF LIFE FORMS:

A. Principles & methods of taxonomy:

Concepts of species and hierarchical taxa, biological nomenclature, classical & quantitative methods of taxonomy of plants, animals and microorganisms.

B. Levels of structural organization:

Unicellular, colonial and multicellular forms. Levels of organization of tissues, organs & systems. Comparative anatomy, adaptive radiation, adaptive modifications.

- C. **Outline classification of plants, animals & microorganisms:**
Important criteria used for classification in each taxon. Classification of plants, animals and microorganisms. Evolutionary relationships among taxa.
- D. **Natural history of Indian subcontinent:**
Major habitat types of the subcontinent, geographic origins and migrations of species. Common Indian mammals, birds. Seasonality and phenology of the subcontinent.
- E. **Organisms of health & agricultural importance:**
Common parasites and pathogens of humans, domestic animals and crops.
- F. **Organisms of conservation concern:**
Rare, endangered species. Conservation strategies.

10. ECOLOGICAL PRINCIPLES

The Environment: Physical environment; biotic environment; biotic and abiotic interactions.

Habitat and Niche: Concept of habitat and niche; niche width and overlap; fundamental and realized niche; resource partitioning; character displacement.

Population Ecology: Characteristics of a population; population growth curves; population regulation; life history strategies (*r* and *K* selection); concept of metapopulation – demes and dispersal, interdemic extinctions, age structured populations.

Species Interactions: Types of interactions, interspecific competition, herbivory, carnivory, pollination, symbiosis.

Community Ecology: Nature of communities; community structure and attributes; levels of species diversity and its measurement; edges and ecotones.

Ecological Succession: Types; mechanisms; changes involved in succession; concept of climax.

Ecosystem Ecology: Ecosystem structure; ecosystem function; energy flow and mineral cycling (C,N,P); primary production and decomposition; structure and function of some Indian ecosystems: terrestrial (forest, grassland) and aquatic (fresh water, marine, eustrine).

Biogeography: Major terrestrial biomes; theory of island biogeography; biogeographical zones of India.

Applied Ecology: Environmental pollution; global environmental change; biodiversity: status, monitoring and documentation; major drivers of biodiversity change; biodiversity management approaches.

Conservation Biology: Principles of conservation, major approaches to management, Indian case studies on conservation/management strategy (Project Tiger, Biosphere reserves).

11. EVOLUTION AND BEHAVIOUR

A. Emergence of evolutionary thoughts

Lamarck; Darwin—concepts of variation, adaptation, struggle, fitness and natural selection; Mendelism; Spontaneity of mutations; The evolutionary synthesis.

B. Origin of cells and unicellular evolution:

Origin of basic biological molecules; Abiotic synthesis of organic monomers and polymers; Concept of Oparin and Haldane; Experiment of Miller (1953); The first cell; Evolution of prokaryotes; Origin of eukaryotic cells; Evolution of unicellular eukaryotes; Anaerobic metabolism, photosynthesis and aerobic metabolism.

C. Paleontology and Evolutionary History:

The evolutionary time scale; Eras, periods and epoch; Major events in the evolutionary time scale; Origins of unicellular and multi cellular organisms; Major groups of plants and animals; Stages in primate evolution including Homo.

D. Molecular Evolution:

Concepts of neutral evolution, molecular divergence and molecular clocks; Molecular tools in phylogeny, classification and identification; Protein and nucleotide sequence analysis; origin of new genes and proteins; Gene duplication and divergence.

E. The Mechanisms:

Population genetics – Populations, Gene pool, Gene frequency; Hardy-Weinberg Law; concepts and rate of change in gene frequency through natural selection, migration and random genetic drift; Adaptive radiation; Isolating mechanisms; Speciation; Allopatricity and Sympatricity; Convergent evolution; Sexual selection; Co-evolution.

F. Brain, Behavior and Evolution:

Approaches and methods in study of behavior; Proximate and ultimate causation; Altruism and evolution-Group selection, Kin selection, Reciprocal altruism; Neural basis

of learning, memory, cognition, sleep and arousal; Biological clocks; Development of behavior; Social communication; Social dominance; Use of space and territoriality; Mating systems, Parental investment and Reproductive success; Parental care; Aggressive behavior; Habitat selection and optimality in foraging; Migration, orientation and navigation; Domestication and behavioral changes.

12. APPLIED BIOLOGY:

- A. Microbial fermentation and production of small and macro molecules.
- B. Application of immunological principles, vaccines, diagnostics. Tissue and cell culture methods for plants and animals.
- C. Transgenic animals and plants, molecular approaches to diagnosis and strain identification.
- D. Genomics and its application to health and agriculture, including gene therapy.
- E. Bioresource and uses of biodiversity.
- F. Breeding in plants and animals, including marker – assisted selection
- G. Bioremediation and phytoremediation
- H. Biosensors

13. METHODS IN BIOLOGY

A. Molecular Biology and Recombinant DNA methods:

Isolation and purification of RNA, DNA (genomic and plasmid) and proteins, different separation methods.

Analysis of RNA, DNA and proteins by one and two dimensional gel electrophoresis, Isoelectric focusing gels.

Molecular cloning of DNA or RNA fragments in bacterial and eukaryotic systems.

Expression of recombinant proteins using bacterial, animal and plant vectors.

Isolation of specific nucleic acid sequences

Generation of genomic and cDNA libraries in plasmid, phage, cosmid, BAC and YAC vectors.

In vitro mutagenesis and deletion techniques, gene knock out in bacterial and eukaryotic organisms.

Protein sequencing methods, detection of post translation modification of proteins.

DNA sequencing methods, strategies for genome sequencing.

Methods for analysis of gene expression at RNA and protein level, large scale expression, such as micro array based techniques

Isolation, separation and analysis of carbohydrate and lipid molecules

RFLP, RAPD and AFLP techniques

B. Histochemical and Immunotechniques

Antibody generation, Detection of molecules using ELISA, RIA, western blot, immunoprecipitation, flow cytometry and immunofluorescence microscopy, detection of molecules in living cells, in situ localization by techniques such as FISH and GISH.

C. Biophysical Method:

Molecular analysis using UV/visible, fluorescence, circular dichroism, NMR and ESR spectroscopy Molecular structure determination using X-ray diffraction and NMR, Molecular analysis using light scattering, different types of mass spectrometry and surface plasma resonance methods.

D. Statistical Methods:

Measures of central tendency and dispersal; probability distributions (Binomial, Poisson and normal); Sampling distribution; Difference between parametric and non-parametric statistics; Confidence Interval; Errors; Levels of significance; Regression and Correlation; t-test; Analysis of variance; χ^2 test; Basic introduction to Multivariate statistics, etc.

E. Radiolabeling techniques:

Detection and measurement of different types of radioisotopes normally used in biology, incorporation of radioisotopes in biological tissues and cells, molecular imaging of radioactive material, safety guidelines.

F. Microscopic techniques:

Visualization of cells and subcellular components by light microscopy, resolving powers of different microscopes, microscopy of living cells, scanning and transmission microscopes, different fixation and staining techniques for EM, freeze-etch and freeze-fracture methods for EM, image processing methods in microscopy.

G. Electrophysiological methods:

Single neuron recording, patch-clamp recording, ECG, Brain activity recording, lesion and stimulation of brain, pharmacological testing, PET, MRI, fMRI, CAT .

H. Methods in field biology:

Methods of estimating population density of animals and plants, ranging patterns through direct, indirect and remote observations, sampling methods in the study of behavior, habitat characterization: ground and remote sensing methods..